



ABC High School

Prepared by Richard Belding

Personalized college plan for

Brad Netter

August 26, 2025

Introduction

BN

Brad Netter

wGPA: 4.2/4 | 1400

This report provides a comprehensive summary of the most recent iteration of your college planning strategy. It is designed to reflect your academic profile, personal interests, and the list of colleges you are currently considering. In addition, it incorporates my professional guidance as well as key data points provided by GradBetter to ensure your plan is both strategic and well-balanced.

As part of the review process, we've taken several important steps to optimize your college list. Specifically, we've assessed the overall balance of your selections to ensure an appropriate distribution. We've also explored potential early admission opportunities that could enhance your chances of acceptance and considered ways to streamline your efforts throughout the application process.









































Together, these tools will help you stay organized and focused as you move forward with confidence in your college application journey.




Disclaimer

College information is constantly changing. While GradBetter attempts to ensure its accuracy, the information in this report and on GradBetter is provided "as is" with no guarantees. GradBetter calculations are estimates for educational and illustrative purposes only and should not be construed as financial or tax advice. Please consult a qualified professional regarding financial decisions. All of our estimates, including aid, need, merit, earnings, debt, cost of living, etc... are just that, estimates. They are not binding on GradBetter nor a final representation of your aid award or any outcome. A college's aid policies and costs are subject to change and may not be fully reflected in our estimates.

College list: List

Sort by: [Name](#) | [Label](#) | [Plan](#) | [Custom](#) ?

College name		App	Plan ? Options	Label	Tags
 Amherst College 2k MA Private ?			Reg Jan 5	<div>Unlikely ▾</div>	Top50 EDratios ?  Basketball Bio Chemis
 BC Boston Colle... 10k MA Private ?			ED1, ED2, Reg	<div>Reach ▾</div>	ACC ?  Basketball CSS Profile ? Fall T
 BU Boston Univ... 18k MA Private ?			ED1 Nov 1	<div>Reach ▾</div>	Int'l Relations ? Applied Math ? Artificial I
 Bucknell University 4k PA Private ?			ED1, ED2, Reg	<div>Target ▾</div>	West Coast GreekLife Sorority ? Applied Mat
 Connecticut Coll... 2k CT Private ?			ED1, ED2, Reg	<div>Target ▾</div>	 Basketball CSS Profile ? Fall Transfer ?
 Fairfield University 5k CT Private ?			Reg Jan 15	<div>Likely ▾</div>	 Basketball CSS Profile ? Fall Transfer ?
 PSU Penn State 42k PA Public ?			EA, Priority	<div>Likely ▾</div>	West Coast Data Science ?  Basketball E
 Tulane University 8k LA Private ?			EA Nov 10	<div>Reach ▾</div>	Top50 EDratios ? Auto Admit ?  Basket
 UVA U of Virginia 17k VA Public ?			Reg Jan 5	<div>Reach ▾</div>	Int'l Relations ? West Coast Data Science ?
 Vanderbilt Univer... 7k TN Private ?			ED1, ED2, Reg	<div>Unlikely ▾</div>	Top50 EDratios ? West Coast GreekLife Sorc
 Yale University 7k CT Private ?			EA, Reg	<div>Unlikely ▾</div>	Int'l Relations ? Top50 EDratios ? Applied

 Committed to enrolling if accepted  Who added the college  View college profile

Added by:  Student  Counselor


















This list is

Conservative

Admissions % and college label



Suggestions: List

College name		App	Label	Tags
<div><div><div>✓</div></div><div><div>BC Boston Colle... 10k MA Private ?</div></div></div>	<div><div></div><div></div></div>	<div><div>●</div><div>N/A</div><div>▼</div></div>	<div><div>ACC ?</div><div> Basketball</div><div>CSS Profile ?</div><div>Fall Transf</div></div>	
<div><div><div>+</div></div><div><div>Binghamton Univ... 14k NY Public ?</div></div></div>	<div><div></div><div></div></div>	<div><div>●</div><div>N/A</div><div>▼</div></div>	<div><div> Basketball</div><div>Fall Transfer ?</div><div>In Person>80% ?</div></div>	
<div><div><div>✓</div></div><div><div>BU Boston Univ... 18k MA Private ?</div></div></div>	<div><div></div><div></div></div>	<div><div>●</div><div>N/A</div><div>▼</div></div>	<div><div>Int'l Relations ?</div><div>Applied Math ?</div><div>Artificial Intellig</div></div>	
<div><div><div>✓</div></div><div><div>PSU Penn State 42k PA Public ?</div></div></div>	<div><div></div><div></div></div>	<div><div>●</div><div>Likely</div><div>▼</div></div>	<div><div>West Coast Data Science ?</div><div> Basketball</div><div>BIG10</div></div>	

+

 Add to college list


✓


 Already added to list





 View college profile




Applications: Status









College name	Plan ?		Status and date	First / alt major	Edit
<div>  <div> <div>Amherst College</div> <div>2k MA Private ?</div> </div> </div>	Reg		<div>Not started</div> <div></div>	Registered Nursing, Nursing Admin. Biology, General	Edit
<div> <div></div> <div>Visible to student</div> </div>					









College name	Plan ?		Status and date	First / alt major	Edit												
<div>  <div> <div>BC Boston Colle...</div> <div>10k MA Private ?</div> </div> </div>	ED1, ED2, Reg		<div>In progress</div> <div>Apr 5, '25</div>		Edit												
<div>Key tasks</div> <table> <tr> <th>Name</th> <th>Due date</th> <th>Link</th> <th>Notes</th> </tr> <tr> <td> Art Portfolio</td> <td>Nov 1, '24</td> <td></td> <td>Very important</td> </tr> <tr> <td> Scholarship priority</td> <td>Nov 1, '25</td> <td></td> <td></td> </tr> </table>						Name	Due date	Link	Notes	Art Portfolio	Nov 1, '24		Very important	Scholarship priority	Nov 1, '25		
Name	Due date	Link	Notes														
Art Portfolio	Nov 1, '24		Very important														
Scholarship priority	Nov 1, '25																
<div> <div></div> <div>Visible to student</div> </div>																	

College name	Plan ?		Status and date	First / alt major	Edit																
<div>  <div> <div>BU Boston Univ...</div> <div>18k MA Private ?</div> </div> </div>	ED1 Nov 1		<div> In progress</div>	Marketing Sociology	Edit																
<div>Key tasks</div> <table> <tr> <th>Name</th> <th>Due date</th> <th>Link</th> <th>Notes</th> </tr> <tr> <td> Art Portfolio</td> <td></td> <td></td> <td></td> </tr> <tr> <td> Honors College</td> <td></td> <td></td> <td>Due Dec 1. Complete app here</td> </tr> <tr> <td> Scholarship priority</td> <td>Dec 1, '25</td> <td></td> <td></td> </tr> </table>						Name	Due date	Link	Notes	Art Portfolio				Honors College			Due Dec 1. Complete app here	Scholarship priority	Dec 1, '25		
Name	Due date	Link	Notes																		
Art Portfolio																					
Honors College			Due Dec 1. Complete app here																		
Scholarship priority	Dec 1, '25																				
<div> <div></div> <div>Visible to student</div> </div>																					


College name	Plan ?		Status and date	First / alt major	Edit
<div>  <div> <div>Bucknell University</div> <div>4k PA Private ?</div> </div> </div>	ED1, ED2, Reg		<div>Not started</div>		Edit
<div>Key tasks</div>					


College name	Plan 	 Status and date	First / alt major	Edit
Name	Due date		Link	Notes
 Scholarship priority	Nov 1, '25			
<div><div><div></div></div><div>Visible to student</div></div>				

College name	Plan 	 Status and date	First / alt major	Edit
  Connecticut Coll... 2k CT Private 	ED1, ED2, Reg	 Not started 		Edit
 Visible to student				

College name	Plan 	 Status and date	First / alt major	Edit
  Fairfield University 5k CT Private 	Reg Jan 15	 Not started 	Marketing Economics	Edit
 Visible to student				



College name

Plan 


 Status and date


First / alt major

Edit

  PSU | Penn State


EA, Priority


 Not started













Edit

Key tasks

Name	Due date	Link	Notes
 Scholarship priority	Dec 1, '25		

 Visible to student

College name	Plan 	 Status and date	First / alt major	Edit
<div> Tulane University</div> <div>8k LA Private </div>	EA Nov 10	<div> No decision</div> <div> Aug 9, '24</div>	Economics Marketing	Edit
Key tasks				
Name	Due date	Link	Notes	
 Letters of Rec				
 Art Portfolio				
 Interview				

College name	Plan	Status and date	First / alt major	Edit
Name	Due date	Link	Notes	
Application portal	Nov 15, '24			
Honors College	Dec 1, '24		Scholarship opportunity available, see deadline for more information about it	
Scholarship priority	Dec 5, '25			
Visible to student				

College name	Plan	Status and date	First / alt major	Edit
UVA U of Virginia 17k VA Public	Reg Jan 5	<i>Not started</i> 	Registered Nursing, Nursing Admin. Communication and Media Studies	Edit
Visible to student				

College name	Plan	Status and date	First / alt major	Edit
Vanderbilt Univer... 7k TN Private	ED1, ED2, Reg	<i>Not started</i> 		Edit
Key tasks				
Name	Due date	Link	Notes	
Scholarship priority	Dec 1, '25			
Visible to student				

College name	Plan	Status and date	First / alt major	Edit
Yale University 7k CT Private	EA, Reg	<i>Not started</i> 		Edit
Visible to student				





















Completed Submitting without test scores

Accepted Deferred Waitlisted Not accepted Withdrawn / other

Added by: Student Counselor

Applications: Requirements

Application cycle: 2025-2026

College name	App	✓	STARS	Common App ?	Rec's ?	Mid-yr	Test
Size State Type	Use	list	Grades	Grades	Base	T C O	Report Policy
 Amherst College 2k MA Private ?		●		●	●	2 ●	● Never required
 BC Boston Colle... 10k MA Private ?		● ●			●	2 ●	● Never required
 Binghamton Univ... 14k NY Public ?		●			●	1	● Never required
 BU Boston Univ... 18k MA Private ?		● ●			●	1 ●	● Never required
 Bucknell University 4k PA Private ?		●			●	1 ●	● Sometimes required
 Connecticut Coll... 2k CT Private ?		●			●	1 ●	● Never required
 Fairfield University 5k CT Private ?		●			●	0 ●	● Never required
 PSU Penn State 42k PA Public ?		● ●	●			0	● Never required
 Tulane University 8k LA Private ?		●			●	0 ●	● Never required
 UVA U of Virginia 17k VA Public ?		●			●	1	● Never required
 Vanderbilt Univer... 7k TN Private ?		●			●	2 ●	● Never required
 Yale University 7k CT Private ?		●			●	2 ●	● Flexible

College is on students: ● College list ● Suggestions



● STARS: Self-reported Transcript and Academic Record System [↗](#)

Recommendations info from Common App: Teacher (T) ● Counselor (C) ● Other (O)

College is on students: ● College list ● Suggestions



Essay prompt: ● Supplemental (Sup) ● Honors (Hon) ● Program specific (Pro) ● Scholarship (Sch)

Essay Year: 2025-2026



Amherst College
2k | MA | Private ?

Essays

✓	Type	Prompt
●	<div>● Sup</div> <div>25-26</div> <div></div>	<p>In addition to the essay you are writing as part of the Common Application, Amherst requires a supplementary essay from all applicants. There are three options for satisfying Amherst's supplementary writing requirement: Option A, Option B or Option C. You may select only one of these options. Before deciding, carefully read the descriptions of all three options. [Please note that Option C is available only to applicants to Amherst's A2A program. Non-A2A applicants must choose either Option A or Option B.]</p> <p>Option A: Choose one of the following quotations, and respond to the question posed, in an essay of not more than 350 words. It is not necessary to research, read, or refer to the texts from which these quotations are taken; we are looking for original, personal responses to these short excerpts. Remember that your essay should be personal in nature and not simply an argumentative essay.</p> <p>· Prompt 1: "Hope and curiosity — these are qualities that are the foundation of what Amherst College means, of everything that we do here. Curiosity is at the core of a liberal arts education — a spirit of inquiry that shapes not only what our students do in the classroom, but also how they learn from and about each other." - Michael A. Elliott, 20th President of Amherst College, address at Amherst College's 203rd Commencement Prompt 1 Question: What does curiosity mean to you? How do you experience curiosity in your own life?</p> <p>· Prompt 2: "We seek an Amherst made stronger because it includes those whose experiences can enhance our understanding of our nation and our world. We do so in the faith that our humanity is an identity forged from diversity, and that our different perspectives enrich our inquiry, deepen our knowledge, strengthen our community, and prepare students to engage with an ever-changing world." - from the Trustee Statement on Diversity and Community Prompt 2 Question: In what ways could your unique experiences enhance our understanding of our nation and our world?</p> <p>· Prompt 3: "We are working together to build a community that makes room for both true disagreement and true connection, one that practices the kind of recognition and robust negotiation that the everyday life of democracy requires, and one that explicitly prepares our students to work for the greater good in their professional and personal endeavors." - Presidential Priorities: Serving the Greater Good Prompt 3 Question: Tell us about a time that you engaged with a viewpoint different from your own. How did you enter that engagement, and what did you learn about yourself from it?</p> <p>Option B: Please submit a graded paper from your junior or senior year that best represents your writing skills and analytical abilities. We are particularly interested in your ability to construct a tightly reasoned, persuasive argument that calls upon literary, sociological or historical evidence. You should NOT submit a laboratory report, journal entry, creative writing sample or in-class essay. If you have submitted an analytical essay in response to the "essay topic of your choice" prompt in the Common Application writing section, you should NOT select Option B.</p> <p>Option C: If you are/were an applicant to Amherst's Access to Amherst (A2A) program, you may use your A2A Writing Supplement essay in satisfaction of our supplementary essay requirement. If you would like to do so, please</p>

select Option C. However, if you would prefer not to use your A2A Writing Supplement for this purpose and you want to submit a different piece of writing, select either Option A or Option B. Option A, Prompt 2 is the same prompt as the A2A Writing Supplement essay; if you would like to submit an updated version of your A2A Writing Supplement essay, please choose Option A, Prompt 2.

1) At Amherst we know that identity is more than checkboxes. If you would like to share more about your identity, background, family, culture or community, please tell us more here. (175 words max)

2) Please briefly elaborate on an extracurricular activity or work experience of particular significance to you. (175 words max)



BC | Boston Colle...

10k | MA | Private ?

Essays

✓	Type	Prompt
<div><div><div>●</div><div>●</div><div>●</div></div><div>Sup</div><div>25-26</div><div></div></div>		<p>Supplemental Questions 2025-26. We would like to get a better sense of you. Please respond to one of the first four prompts below (400 word limit). Students applying to the Human Centered Engineering major should respond to Prompt #5 instead.</p> <p>1. Strong communities are sustained by traditions. Boston College's annual calendar is marked with both long-standing and newer traditions that help shape our community. Tell us about a meaningful tradition in your family or community. Why is it important to you, and how does it bring people together or strengthen the bonds of those who participate?</p> <p>2. The late BC theology professor, Father Michael Himes, argued that a university is not a place to which you go, but instead, a "rigorous and sustained conversation about the great questions of human existence, among the widest possible circle of the best possible conversation partners." Who has been your most meaningful conversation partner, and what profound questions have you considered together?</p> <p>3. In her July 2009 Ted Talk, "The Danger of a Single Story," Chimamanda Ngozi Adichie warned viewers against assigning people a "single story" through assumptions about their nationality, appearance, or background. Discuss a time when someone defined you by a single story. What challenges did this present and how did you overcome them?</p> <p>4. Boston College's Jesuit mission highlights "the three Be's": be attentive, be reflective, be loving – core to Jesuit education (see A Pocket Guide to Jesuit Education). If you could add a fourth "Be," what would it be and why? How would this new value support your personal development and enrich the BC community?</p> <p>5. Human-Centered Engineering (HCE) Applicants only: One goal of a Jesuit education is to prepare students to serve the Common Good. Human-Centered Engineering at Boston College integrates technical knowledge, creativity, and a humanistic perspective to address societal challenges and opportunities. What societal problems are important to you and how will you use your HCE education to solve them?</p>



Binghamton Univ...

14k | NY | Public ?

Essays

✓	Type	Prompt
●	25-26	No supplemental essay required for common app.



BU | Boston Univ...

18k | MA | Private ?

Essays



Type

Prompt



Sup

25-26



Boston University is dedicated to our founding principles: "that higher education should be accessible to all and that research, scholarship, artistic creation, and professional practice should be conducted in the service of the wider community—local and international. These principles endure in the University's insistence on the value of diversity in its tradition and standards of excellence and its dynamic engagement with the City of Boston and the world." With this mission in mind, please respond to one of the following two questions in 300 words or less:

1. Reflect on a social or community issue that deeply resonates with you. Why is it important to you, and how have you been involved in addressing or raising awareness about it?

or

2. What about being a student at BU most excites you? How do you hope to contribute to our campus community?*



Bucknell University

4k | PA | Private ?

Essays



Type

Prompt



Sup

25-26



Required:

Please explain your interest in your first-choice major/undecided status and your second-choice major (should you opt to list one) and why you would choose Bucknell University to pursue your interest(s). (250 words maximum).



Connecticut Coll...

2k | CT | Private ?

Essays



Type

Prompt



Sup

25-26



Optional:

Who You Are and What Will You Bring (150 words max)

Developing a strong, equitable and inclusive community is important to us at Connecticut College. After all, camels live and work together in herds. In 150 words or less, please tell us a little more about who you are and what you will bring to the Conn community to help us grow into the best version of ourselves. You may choose to include details about how your background, identity, challenges, and lived experiences have shaped your accomplishments and potential contributions.

Any format is acceptable. You can write a few sentences, one run-on sentence, a short poem, or even a bullet-point list.



Fairfield University

5k | CT | Private ?

Essays



Type

Prompt



25-26

No supplemental essay required for common app.



PSU | Penn State

42k | PA | Public ?

Essays



Type

Prompt



Sup

Personal Statement (Optional)

Penn State does not require a Personal Statement for your application to be considered complete. However, If you wrote a Personal Essay in your Common App profile and choose to include it in your application, your Personal Essay will be sent to Penn State once you submit your application.



Hon

25-26

Schreyer Honors College. Required.

1) Essay Question (800 words max)

If you had 20 minutes to pitch a transformational idea (an idea that affects or would influence a significant percentage of the populace), what would you pitch and why? Explain your thought process. Are there similar solutions already established and how might your idea enhance those solutions? How would this idea change the current state of things? How would you leverage your personal experiences and professional goals to make this idea a reality? *

2) Short Answer Questions (200 words max)

1) One of the Schreyer Honors College values is Empowered Growth. What values, beliefs or experiences have empowered you to grow intellectually and/or personally? *

2) If you were able to go anywhere in the world, outside of the country you currently reside, where would you go and why?*

3) List your extracurricular activities over the last four years. This can include school and non-school activities. Please include any leadership roles you have had. *

4) Tell us about your most significant leadership experience and why leadership is important to you. This could include community roles, family contributions, research, clubs and organizations, etc. Describe challenges you've faced and successes you've had in these roles. *

5) List awards or other recognitions (if any) you have received in or outside of school over the last four years. *

6) Reflecting on the recognitions listed above, which one stands out as having an impact on your outlook and why?*

7) Tell us about a book or other media that has made you think about something in a new way. *

8) Everyone belongs to many different communities and/or groups, including shared geography, faith, ethnicity, income, cuisine, interest, race, or intellectual heritage. Choose one of the communities or groups to which you belong and describe how it has influenced your life over the last four years. *

Optional. Please use this space to share information you would like us to consider that has not been discussed elsewhere in your application (this is optional).



Tulane University

8k | LA | Private ?

Essays



Type

Prompt



Sup

25-26



1 required.

Describe why you are interested in joining the Tulane community. Consider your experiences, talents, and values to illustrate what you would contribute to the Tulane community if admitted.

This statement should be 250 words at most; however, it is neither necessary nor expected that you reach this maximum length. We strongly encourage you to focus on content and efficiency rather than word count. While submitting this prompt is optional, we recommend that all applicants do so.



UVA | U of Virginia

17k | VA | Public ?

Essays



Type

Prompt



Sup

25-26



No supplemental essay required for common app.



Pro

25-26



Students applying to the School of Nursing are required to answer this question in around 250 words.

School of Nursing - Describe a health care-related experience or another significant interaction that deepened your interest in studying Nursing.*



Vanderbilt Univer...

7k | TN | Private ?

Essays



Type

Prompt



Sup

25-26



1 required (250 words max):

Vanderbilt University's motto, Crescere aude, is Latin for "dare to grow." In your response, reflect on how one or more aspects of your identity, culture, or background has played a role in your personal growth, and how it will contribute to our campus community as you dare to grow at Vanderbilt.



Essays

✓	Type	Prompt
●	Sup 25-26	<p>All first-year applicants will complete a few Yale-specific short answer questions. These required questions are slightly different based on the application platform an applicant chooses. The 2025-2026 Yale-specific questions for the Coalition Application, Common Application, and QuestBridge Application are detailed below.</p> <p>Short Answer Questions</p> <p>Applicants submitting the Coalition Application, Common Application, or QuestBridge Application will respond to the following short answer questions:</p> <p>Students at Yale have time to explore their academic interests before committing to one or more major fields of study. Many students either modify their original academic direction or change their minds entirely. As of this moment, what academic areas seem to fit your interests or goals most comfortably? Please indicate up to three from the list provided.</p> <p>Tell us about a topic or idea that excites you and is related to one or more academic areas you selected above. Why are you drawn to it? (200 words or fewer)</p> <p>Reflect on how your interests, values, and/or experiences have drawn you to Yale. (125 words or fewer)</p> <p>Applicants applying with the QuestBridge Application will complete the questions above via the Yale QuestBridge Questionnaire, available on the Yale Admissions Status Portal after an application has been received.</p> <p>Applicants submitting the Coalition Application or Common Application will also respond to the following short answer questions, in no more than 200 characters (approximately 35 words):</p> <p>What inspires you?</p> <p>If you could teach any college course, write a book, or create an original piece of art of any kind, what would it be?</p> <p>Other than a family member, who is someone who has had a significant influence on you? What has been the impact of their influence?</p> <p>What is something about you that is not included anywhere else in your application?</p> <p>Essay</p> <p>Applicants submitting the Coalition Application or Common Application will respond to one of the following prompts in 400 words or fewer.</p> <ol style="list-style-type: none">1. Reflect on a time you discussed an issue important to you with someone holding an opposing view. Why did you find the experience meaningful?2. Reflect on your membership in a community to which you feel connected. Why is this community meaningful to you? You may define community however you like.3. Reflect on an element of your personal experience that you feel will enrich your college. How has it shaped you?

Common App



2025-2026 Essay Prompts

650 word limit

- Some students have a background, identity, interest, or talent that is so meaningful they believe their application would be incomplete without it. If this sounds like you, then please share your story.
- The lessons we take from obstacles we encounter can be fundamental to later success. Recount a time when you faced a challenge, setback, or failure. How did it affect you, and what did you learn from the

experience?

- Reflect on a time when you questioned or challenged a belief or idea. What prompted your thinking? What was the outcome?
- Reflect on something that someone has done for you that has made you happy or thankful in a surprising way. How has this gratitude affected or motivated you?
- Discuss an accomplishment, event, or realization that sparked a period of personal growth and a new understanding of yourself or others.
- Describe a topic, idea, or concept you find so engaging that it makes you lose all track of time. Why does it captivate you? What or who do you turn to when you want to learn more?
- Share an essay on any topic of your choice. It can be one you've already written, one that responds to a different prompt, or one of your own design.

Optional question













250 word limit

- Sometimes a student's application and achievements may be impacted by challenges or other circumstances. This could involve: Access to a safe and quiet study space, access to reliable technology and internet, community disruption (violence, protests, teacher strikes, etc.), discrimination, family disruptions (divorce, incarceration, job loss, health, loss of a family member, addiction, etc.), family or other obligations (care-taking, financial support, etc.), housing instability, displacement, or homelessness, military deployment or activation, natural disasters, physical health and mental well-being or war, genocide, or other hardships. If you're comfortable sharing, this information can help colleges better understand the context of your application.

Coalition App



Comparison: Overview

Company ↓	✓	Grad	Return	Student	Fresh	Campus	Ranking	Review	Dem
Size State Type	list	rate in 4 / 6yr	for soph year ?	faculty ratio	live on campus	setting location	publisher ? consensus	student average	int. ?
 Amherst College 2k MA Private ?	●	73% 93%	95%	7:1	99%	City, small	<div><div></div></div> 4.7 / 5	<div><div></div></div> 4.2 / 5	● 0/3
 BC Boston Colle... 10k MA Private ?	● ●	88% 91%	94%	12:1	100%	City, small	<div><div></div></div> 4.5 / 5	<div><div></div></div> 3.8 / 5	● 1/3
 Binghamton Univ... 14k NY Public ?	●	77% 84%	91%	19:1	97%	Suburb, midsize	<div><div></div></div> 4.2 / 5	<div><div></div></div> 3.6 / 5	● 0/3
 BU Boston Univ... 18k MA Private ?	● ●	83% 90%	93%	11:1	99%	City, large	<div><div></div></div> 4.5 / 5	<div><div></div></div> 3.8 / 5	● 1/3
 Bucknell University 4k PA Private ?	●	82% 86%	91%	9:1	100%	Town, distant	<div><div></div></div> 4.1 / 5	<div><div></div></div> 3.7 / 5	● 1/3
 Connecticut Coll... 2k CT Private ?	●	76% 84%	87%	10:1	100%	City, small	<div><div></div></div> 3.9 / 5	<div><div></div></div> 3.1 / 5	● 1/3
 Fairfield University 5k CT Private ?	●	81% 84%	91%	12:1	96%	Suburb, large	<div><div></div></div> 3.7 / 5	<div><div></div></div> 3.5 / 5	● 2/3
 PSU Penn State 42k PA Public ?	● ●	70% 86%	30%	15:1	91%	City, small	<div><div></div></div> 3.5 / 5	<div><div></div></div> 4.1 / 5	● 0/3
 Tulane University 8k LA Private ?	●	82% 89%	93%	8:1	98%	City, large	<div><div></div></div> 3.5 / 5	<div><div></div></div> 4.0 / 5	● 2/3
 UVA U of Virginia 17k VA Public ?	●	92% 95%	97%	15:1	100%	Suburb, midsize	<div><div></div></div> 4.6 / 5	<div><div></div></div> 4.1 / 5	● 0/3
 Vanderbilt Univer... 7k TN Private ?	●	87% 93%	96%	7:1	100%	City, large	<div><div></div></div> 4.7 / 5	<div><div></div></div> 4.3 / 5	● 0/3
 Yale University 7k CT Private ?	●	66% 96%	87%	6:1	100%	City, midsize	<div><div></div></div> 4.9 / 5	<div><div></div></div> 4.3 / 5	● 0/3

College is on students: ● College list ● Suggestions

Demonstrated interest: ● Very important (3/3) ● Important (2/3) ● Considered (1/3) ● Not considered (0/3)

🔗 Graduation rate at 100% and 150% of time is shown, meaning in 4 or 6 years for bachelor's.

🔗 Retention rate is % of freshman students who return for their sophomore year of study.

🔗 Publisher consensus is average college ranking of the six most recognized publishers.

🔗 Demonstrated interest is the Importance of showing the college you're interested in attending.

Comparison: Admissions













College ↓	Overall vs early apps	% accept by region		HS GPA		HS class rank	
Size State Type	% accept % enroll ⓘ	% early % class	In-state Out-state	Domestic Int'l	Fresh Avg ⓘ % over 3.75	Top 10%	Top 25%
 Amherst College 2k MA Private ⓘ	10% 39%	27% 38%	10% 14%	14% 2%	4.0	90%	97%
 BC Boston College 10k MA Private ⓘ	16% 41%	32% 57%			4.0	89%	97%
 Binghamton Univ... 14k NY Public ⓘ	38% 16%		31% 75%	36% 60%	3.9	84%	49% 85%
 BU Boston Univ... 18k MA Private ⓘ	11% 36%	26% 57%			3.9	78%	86% 98%
 Bucknell University 4k PA Private ⓘ	32% 29%	55% 63%	38% 40%	40% 4%	3.7	42%	47% 86%
 Connecticut Coll... 2k CT Private ⓘ	38% 15%	51% 47%	40% 56%	53% 3%	3.8		
 Fairfield University 5k CT Private ⓘ	45% 20%	90% 16%	36% 48%	46% 9%	3.8	55%	27% 61%
 PSU Penn State 42k PA Public ⓘ	54% 19%		58% 53%	54% 53%	3.7	46%	33% 68%
 Tulane University 8k LA Private ⓘ	15% 45%	68% 64%	24% 13%	14% 13%	3.7	49%	51% 78%
 UVA U of Virginia 17k VA Public ⓘ	17% 41%	24% 26%	28% 13%	17% 11%	3.8	96%	85% 96%
 Vanderbilt Univer... 7k TN Private ⓘ	6% 57%	17% 54%	14% 6%	6% 4%	3.9	89%	93% 95%
 Yale University 7k CT Private ⓘ	5% 70%				4.0	96%	99%

ⓘ % accept is overall acceptance rate. % enroll is the % of accepted applicants that attend.

ⓘ % early is the Early Decision (ED) acceptance rate and % class is % of freshman from ED.

ⓘ HS GPA is the average of incoming freshmen and the percentage with a GPA above 3.75.

Comparison: Testing

College ↓	% submit [?]		25-75% [?]		Math		English [?]		SAT/ACT	
Size State Type	SAT	ACT	SAT	ACT	SAT	ACT	SAT	ACT	Policy	
 Amherst College 2k MA Private [?]	38%	17%	1360-1550	31-35	670-780	28-35	690-770	32-35	Optional	
 BC Boston Colle... 10k MA Private [?]	28%	16%	1430-1540	33-34	720-780	30-34	710-760	34-35	Optional	
 Binghamton Univ... 14k NY Public [?]	47%	9%	1320-1490	29-34	660-760	27-33	660-730	29-35	Optional	
 BU Boston Univ... 18k MA Private [?]	28%	10%	1400-1520	32-34	720-780	29-34	680-740	33-35	Optional through spring 2029 entry	
 Bucknell University 4k PA Private [?]	27%	10%	1300-1450	31-33	660-740	27-31	640-710	31-35	Sometimes required	
 Connecticut Coll... 2k CT Private [?]	18%	8%	1340-1470	31-33	660-730	28-31	680-740	32-35	Optional	
 Fairfield University 5k CT Private [?]	21%	5%	1240-1380	29-32	620-690		620-690		Permanently optional	
 PSU Penn State 42k PA Public [?]	33%	6%	1220-1400	27-32	610-710	25-31	610-690	25-33	Optional	
 Tulane University 8k LA Private [?]	14%	31%	1390-1510	31-33	700-760	27-32	690-750	31-35	Optional	
 UVA U of Virginia 17k VA Public [?]	50%	16%	1410-1530	32-34	710-780	29-35	700-750	33-35	Optional	
 Vanderbilt Univer... 7k TN Private [?]	25%	26%	1510-1560	34-35	770-790	32-35	740-770	35-36	Optional	
 Yale University 7k CT Private [?]	56%	26%	1500-1580	33-35	760-800	31-35	740-780	34-36	Required	

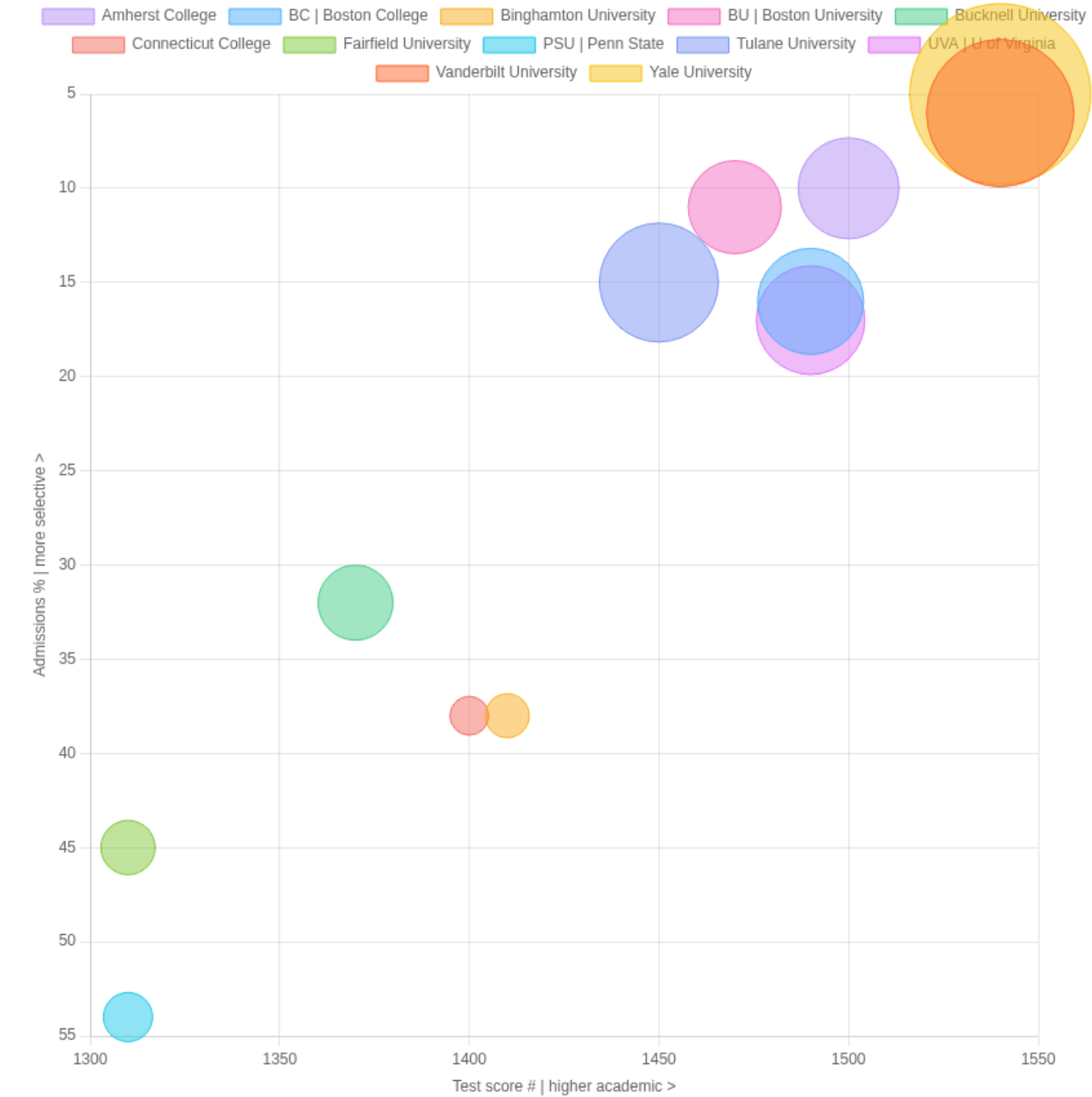
🔍 % submit is the % of freshman submitting each test. Submitting can increase merit aid eligibility.

🔍 Colleges with lower % submit will have higher average scores because only top test takers submit.

🔍 25-75% is the percentile range or the middle half of students that submitted test scores.

Comparison: Graph

Admissions %, test score and yield



- 🔍 The bigger the bubble, the higher the % yield or % of accepted applicants that attend ie 'college popularity'.
- 🔍 Colleges in the top right have the lowest acceptance rates and highest test scores.Click bubble for info.
- 🔍 View this graph alongside % that submit test scores as lower % colleges will have inflated test score #.

Positioning: ListHero

CAP score **7140** | Range: 3250-8215 ?

College ↓	✓	Group	● Student CAP score ● College middle 50%
Size State Type	list	#	3250 8215
Amherst College 2k MA Private ?	●	8	7307 - 7715 - 8122
BC Boston Colle... 10k MA Private ?	● ●	7	6879 - 7419 - 7959
Binghamton Univ... 14k NY Public ?	●	6	6145 - 6654 - 7163
BU Boston Univ... 18k MA Private ?	● ●	8	7020 - 7465 - 7910
Bucknell University 4k PA Private ?	●	6	6171 - 6848 - 7524
Connecticut Coll... 2k CT Private ?	●	6	6126 - 6803 - 7479
Fairfield University 5k CT Private ?	●	5	5963 - 6528 - 7092
PSU Penn State 42k PA Public ?	● ●	5	5743 - 6295 - 6847
Tulane University 8k LA Private ?	●	8	6702 - 7169 - 7635
UVA U of Virginia 17k VA Public ?	●	7	6770 - 7353 - 7935
Vanderbilt Univer... 7k TN Private ?	●	9	7414 - 7739 - 8064
Yale University 7k CT Private ?	●	9	7646 - 7931 - 8215

College is on students: ● College list ● Suggestions

College band legend ▼

Positioning: Calculate

CAP score 7140 | Range: 3250-8215 ?

Academic factors

Unweighted GPA in "Core courses" only ?

3.8

of accelerated "Core courses" available ?
total accelerated options (AP, IB, Honors) offered.

20

of accelerated "Core courses" to be taken ?
of the highest options available, # to be completed.

15

Average grade on papers in any subject ?
Papers of at least 3 typed pages in length.

☒ A

☐ B

☐ C

☐ D

Standardized testing

Will the student submit test scores? ?

☐ No

☒ SAT

☐ ACT

☐ Both

SAT detail

SAT Math

700

SAT EBRW

700

🔔 Enter the top score received in each section across all attempts (dates), your superscore is calculated for each test.

Extracurricular activities

Participate in any academic competitions? ?
At the state, regional or national level.

☒ Yes

☐ No

Received recognition at these competitions? ?

☒ Yes

☐ No

Participate in any visual or performing arts? ?
At the state, regional, or national level.

☐ Yes

☒ No

of varsity HS sports the student plays?


<input type="radio"/> 0	<input type="radio"/> 1	<input checked="" type="radio"/> 2	<input type="radio"/> 3+
-------------------------	-------------------------	------------------------------------	--------------------------

of club, travel sports the student plays?
Examples include AAU, Cheer, etc...


<input type="radio"/> 0	<input type="radio"/> 1	<input checked="" type="radio"/> 2	<input type="radio"/> 3+
-------------------------	-------------------------	------------------------------------	--------------------------

Is the student a recruited athlete? 

<input checked="" type="radio"/> Yes	<input type="radio"/> No
--------------------------------------	--------------------------

Leadership, mentoring and/or volunteering? 
Significant experience at HS or community-level?

<input checked="" type="radio"/> Yes	<input type="radio"/> No
--------------------------------------	--------------------------

Does the student work 10+ hours per week? 
During the school year at home or at a job.

<input checked="" type="radio"/> Yes	<input type="radio"/> No
--------------------------------------	--------------------------

Positioning: Compare

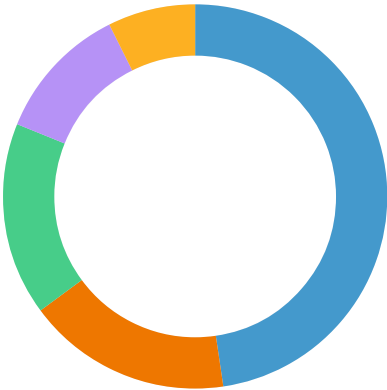
CAP score

7140

| Range: 3250-8215

?

Score components














Score comparison

Group	Accept %	Top 25%	● Student CAP score ● Group top / bottom 25%	
#	range ?	Bottom 25%	3250	8215
9	3-8%	7943-7141	[Visual representation of score comparison for Group 9]	
8	9-15%	7616-6687	[Visual representation of score comparison for Group 8]	
7	16-25%	7079-5831	[Visual representation of score comparison for Group 7]	
6	26-40%	6824-5514	[Visual representation of score comparison for Group 6]	
5	41-55%	6163-4923	[Visual representation of score comparison for Group 5]	
4	56-67%	5806-4567	[Visual representation of score comparison for Group 4]	
3	68-77%	5639-4429	[Visual representation of score comparison for Group 3]	
2	78-86%	5509-4308	[Visual representation of score comparison for Group 2]	
1	87-100%	5166-4006	[Visual representation of score comparison for Group 1]	

Merit insights: Insights













wGPA: 4.2/4 | 1400 |

College ↓	✓	Merit aid \$ (?)	Sticker (COA)	Net cost	\$ (?)	Grad earnings (?)	
Size State Type	list	Your estimate	State: NY	After merit aid	Risk	College	Major/city
 Amherst College 2k MA Private (?)	<div><div></div></div>	<div><div></div></div> \$0	<div><div></div></div> \$87,640	<div><div></div></div> \$87,640	<div><div></div></div>	\$78k	
 BC Boston Colle... 10k MA Private (?)	<div><div></div><div></div></div>	<div><div></div></div> \$23,215	<div><div></div></div> \$89,605	<div><div></div></div> \$66,390	<div><div></div></div>	\$104k	\$127k
 Binghamton Univ... 14k NY Public (?)	<div><div></div></div>	<div><div></div></div> \$11,561	<div><div></div></div> \$30,657	<div><div></div></div> \$19,096	<div><div></div></div>	\$81k	\$104k
 BU Boston Univ... 18k MA Private (?)	<div><div></div><div></div></div>	<div><div></div></div> \$21,115	<div><div></div></div> \$86,363	<div><div></div></div> \$65,248	<div><div></div></div>	\$83k	\$135k
 Bucknell University 4k PA Private (?)	<div><div></div></div>	<div><div></div></div> \$20,333	<div><div></div></div> \$83,790	<div><div></div></div> \$63,457	<div><div></div></div>	\$94k	
 Connecticut Coll... 2k CT Private (?)	<div><div></div></div>	<div><div></div></div> \$30,402	<div><div></div></div> \$84,697	<div><div></div></div> \$54,295	<div><div></div></div>	\$75k	
 Fairfield University 5k CT Private (?)	<div><div></div></div>	<div><div></div></div> \$24,995	<div><div></div></div> \$76,940	<div><div></div></div> \$51,945	<div><div></div></div>	\$89k	\$104k
 PSU Penn State 42k PA Public (?)	<div><div></div><div></div></div>	<div><div></div></div> \$4,380	<div><div></div></div> \$59,846	<div><div></div></div> \$55,466	<div><div></div></div>	\$63k	\$120k
 Tulane University 8k LA Private (?)	<div><div></div></div>	<div><div></div></div> \$21,496	<div><div></div></div> \$87,446	<div><div></div></div> \$65,950	<div><div></div></div>	\$63k	\$116k
 UVA U of Virginia 17k VA Public (?)	<div><div></div></div>	<div><div></div></div> \$0	<div><div></div></div> \$76,954	<div><div></div></div> \$76,954	<div><div></div></div>	\$87k	
 Vanderbilt Univer... 7k TN Private (?)	<div><div></div></div>	<div><div></div></div> \$24,336	<div><div></div></div> \$89,590	<div><div></div></div> \$65,254	<div><div></div></div>	\$92k	\$187k
 Yale University 7k CT Private (?)	<div><div></div></div>	<div><div></div></div> \$0	<div><div></div></div> \$88,300	<div><div></div></div> \$88,300	<div><div></div></div>	\$101k	\$133k

Merit award frequency:  Common  Possible  Rare  N/AMerit aid displacement risk:  Low  Medium  High  N/ACollege is on students:  College list  Suggestions

- 💡 \$ merit aid is based on the students GPA and/or test scores and aid awards received by students with similar academics.
- 💡 \$ risk is the scholarship displacement risk to the college's aid from outside scholarships. Colleges can later lower their aid.
- 💡 Major/city specific grad earnings are based on the earnings outcome of each college major and then adjusted by cost of living.

Merit insights: Merit

College ↓	Merit aid \$	Sticker (COA)	% get merit ?	% need met ?	Net cost ?	Grad earnings ?	
Size State Type	College average	State: NY	Total / w/o need ?	Students w/ need ?	College average	College average	Major/city specific
 Amherst College 2k MA Private ?	<div><div></div></div> \$30,724	\$87,640	0% 5%	<div><div></div></div> 100%	<div><div></div></div> \$20,637	\$78k	
 BC Boston Colle... 10k MA Private ?	<div><div></div></div> \$16,835	\$89,605	4% 5%	<div><div></div></div> 100%	<div><div></div></div> \$44,752	\$104k	\$1k
 Binghamton Univ... 14k NY Public ?	<div><div></div></div> \$8,887	\$30,657	9% 11%	<div><div></div></div> 68%	<div><div></div></div> \$25,372	\$81k	\$1k
 BU Boston Univ... 18k MA Private ?	<div><div></div></div> \$32,831	\$86,363	15% 7%	<div><div></div></div> 90%	<div><div></div></div> \$29,446	\$83k	\$1k
 Bucknell University 4k PA Private ?	<div><div></div></div> \$19,136	\$83,790	23% 13%	<div><div></div></div> 87%	<div><div></div></div> \$43,459	\$94k	
 Connecticut Coll... 2k CT Private ?	<div><div></div></div> \$26,779	\$84,697	58% 91%	<div><div></div></div> 100%	<div><div></div></div> \$35,693	\$75k	
 Fairfield University 5k CT Private ?	<div><div></div></div> \$21,614	\$76,940	73% 91%	<div><div></div></div> 79%	<div><div></div></div> \$49,403	\$89k	\$1k
 PSU Penn State 42k PA Public ?	<div><div></div></div> \$5,592	\$59,846	40% 17%	<div><div></div></div> 63%	<div><div></div></div> \$53,899	\$63k	\$1k
 Tulane University 8k LA Private ?	<div><div></div></div> \$18,813	\$87,446	37% 40%	<div><div></div></div> 92%	<div><div></div></div> \$46,866	\$63k	\$1k
 UVA U of Virginia 17k VA Public ?	<div><div></div></div> \$5,025	\$76,954	8% 8%	<div><div></div></div> 100%	<div><div></div></div> \$62,271	\$87k	
 Vanderbilt Univer... 7k TN Private ?	<div><div></div></div> \$30,039	\$89,590	13% 20%	<div><div></div></div> 100%	<div><div></div></div> \$22,274	\$92k	\$1k
 Yale University 7k CT Private ?	<div><div></div></div> \$14,341	\$88,300	0% 0%	<div><div></div></div> 100%	<div><div></div></div> \$29,885	\$101k	\$1k

 Merit and need aid rating


🔍 Merit aid rating factors in the % getting merit, the average merit award and the award size relative to the college's sticker price.

🔍 Need aid rating factors in both % need met and the % met with grants, which excludes loans and work study in meeting need.


🔍 Net cost is the college average cost for all students with aid and is not personalized to student academics or family finances.

🔍 Major/city specific grad earnings are based on the earnings outcome of each college major and then adjusted by cost of living.


Merit insights: Awards




Amherst College

2k | MA | Private 



Awards




BC | Boston Colle...


10k | MA | Private 

Awards




Name	Amount	Deadline	Detail
 Gabelli Presidential Sch...	Full tuition	Nov 1	# Available: 18, For freshman.
 Presidential Scholarship	Full tuition	Nov 1	# Available: 15, For freshman.




Binghamton Univ...


14k | NY | Public 

Awards




Name	Amount	Deadline	Detail
 Dean's Scholarship	Varies	Upon adm	For freshman.
 President's Scholarship	Varies	Upon adm	For freshman.
 Provost's Scholarship	Varies	Upon adm	For freshman.







BU | Boston Univ...


18k | MA | Private 

Awards


Name	Amount	Deadline	Detail
 College Board National ...	\$25,000	Jan 1	For freshman.
 College of Engineering ...	\$25,000	Feb 1	For College of Engineering applicants who have participated in at least one season with a FIRST Robotics team.
 College of Fine Arts Sch...	Varies	Jan 4	Portfolio, Audition. For freshman. Performance scholarships based on audition and/or portfolio review by CFA.

	National Merit Scholars...	\$500 to \$2,000	Jan 1	Not renewable. For freshman. Boston University (BU) considers students who have been recognized by the College Board National Recognition Programs for the Presidential Scholarship.
	Presidential Scholarship	Half tuition	Dec 1	For freshman.
	Trustee Scholarship	Full tuition & fees	Dec 1	Essay. # Available: 20, For freshman. Though test scores are not required, students who submit scores typically have SAT scores above 1500 and ACT scores above 33.













Bucknell University

4k | PA | Private 

Awards

	Name	Amount	Deadline	Detail
	Arts Merit Scholarships	\$2,500 to \$20,000	Jan 15	Separate app. For freshman. Financial need is not a requirement, and the scholarship is automatically renewed.
	Bucknell Women in Scie...	\$20,000	Jan 15	Separate app. For freshman. Financial need is not a requirement, and the scholarship is automatically renewed.
	Dean's Scholarship	\$15,000	Jan 15	For freshman. Dean's Scholarships are awarded at the discretion of the deans; there is no application for this scholarship.
	Mathematics Scholars P...	\$20,000	Jan 15	Separate app. For freshman. Financial need is not a requirement, and the scholarship is automatically renewed.
	Presidential Fellows Sch...	\$30,000	Jan 15	Separate app. For freshman.
	PwC Scholarship	\$20,000	Jan 15	Separate app. For freshman. Financial need is not a requirement, and the scholarship is automatically renewed.












Connecticut Coll...






2k | CT | Private




?









Awards

Name	Amount	Deadline	Detail
 1911 Scholarship	\$15,000 to \$34,000	Upon adm	For freshman.
 Deans Scholarship	\$15,000 to \$34,000	Upon adm	For freshman.
 Founders Scholarship	\$15,000 to \$34,000	Upon adm	For freshman.
 Horizon Scholarship	\$15,000 to \$34,000	Upon adm	For freshman.
 Shain Scholarship	\$15,000 to \$34,000	Upon adm	For freshman.

	Thames Scholarship	\$15,000 to \$34,000	Upon adm	For freshman.
	Trustee Scholarship	\$15,000 to \$34,000	Upon adm	For freshman.

	 Fairfield University 5k CT Private 			
Awards				
	Name	Amount	Deadline	Detail
	Magis Scholarship	\$26,000	Upon adm	For freshman.
	Merit Scholarship	\$12,000 to \$26,000	Upon adm	For freshman.

	 PSU Penn State 42k PA Public 			
Awards				

	 Tulane University 8k LA Private 			
Awards				
	Name	Amount	Deadline	Detail
	Artistic Scholarships	\$1,000-\$10,000	Dec 5	Portfolio. For freshman. These scholarships range from \$1,000 to \$10,000 and require either an audition or portfolio and in some cases, an interview.
	Dean's Honor Scholarship	Full tuition	Dec 5	Separate app. For freshman. Students must apply early. Typical recipients over the last 3 years have had an ACT of 33+, an SAT score of 1500+, and/or a core, unweighted GPA of 3.7+, in addition to well-crafted scholarship applications. Test scores are not required.
	Louisiana Resident Sch...	Full tuition	Dec 5	For freshman. Complete the Tulane Scholarship Application through your Green Wave Portal.
	Paul Tulane Award	Full tuition	Dec 5	Separate app, Essay. For freshman. Students must apply early. Typical recipients over the last 3 years have had an ACT of 33+, an SAT score of 1500+, and/or a core, unweighted GPA of 3.7+, in addition to well-crafted scholarship applications. Test scores are not required.
	Stamps Scholarship	Full ride	Dec 5	Interview. For freshman. The Stamps Scholarship covers our total cost of attendance (including tuition, fees, housing, and meals) and provides an enrichment fund.



UVA | U of Virginia

17k | VA | Public [?](#)

Awards



Vanderbilt Univer...

7k | TN | Private [?](#)

Awards

Name	Amount	Deadline	Detail
Chancellor's Scholars S...	Full tuition	Dec 1	Separate app. For freshman.
Cornelius Vanderbilt Sc...	Full tuition	Dec 1	Separate app. For freshman.
Ingram Scholarship	Full tuition	Dec 1	Separate app. For freshman.
National Merit Scholars...	\$5,000	Dec 1	For freshman.



Yale University











7k | CT | Private [?](#)











Awards

💡 Click award links to verify latest amounts, deadlines and eligibility as subject to change without notice.

💡 "Upon Adm" is upon admission deadline and often means the student will be considered after admitted.

Merit insights: Policies

College	\$?	Web	Scholarship displacement policy
Size State Type	Risk	Link	Snippet of key text
 Amherst College 2k MA Private ?	●		You must notify the Office of Financial Aid if you receive any outside assistance, regardless of the amount, from organizations outside of the College. The College allows outside scholarships and/or employer's benefits to replace the work portion of the financial aid offer. If outside scholarships completely replace work aid, any remainder will reduce Amherst College scholarship aid. Outside scholarships and employer benefits cannot be used to replace your family contribution; they must be taken into account in the financial aid offer.
 BC Boston Colle... 10k MA Private ?	●		It is our policy to first replace the loan and work-study portion of the student's BC financial aid package; however, total grant funding (including outside scholarships) cannot exceed the student's total demonstrated institutional need. If the amount of outside scholarship received exceeds the amount of loan and work-study, then the student's BC grant funds may be reduced to meet their demonstrated institutional need. Unearned funding such as state grants reduce BC grant funds dollar for dollar within the financial aid package.
 Binghamton Univ... 14k NY Public ?	●		The college's scholarship displacement policy is unavailable. Check the provided link for scholarship details and contact the school to understand the impact on your financial aid.
 BU Boston Univ... 18k MA Private ?	●		If you receive an additional award from outside Boston University, your need-based aid will be reduced only if your total aid, from all sources, exceeds your demonstrated financial eligibility. Any reduction will be made to self-help (need-based student loan, or Federal Work-Study) first, and to grant only if the outside award exceeds your total self-help.
 Bucknell University 4k PA Private ?	●		Federal regulations and Bucknell policy stipulate that the total gift aid from any source (grants, scholarships, stipends, educational awards, tuition benefits, VA benefits and any other funding for educational expenses that is not required to be repaid) cannot exceed Bucknell's cost of attendance. Included in our cost of attendance are tuition, a student activity fee, housing, a meal plan and allowances for books, course materials, supplies and equipment. If this cost is reached with total gift aid, Bucknell aid (need-based and/or merit-based) will be reduced dollar for dollar to prevent an award surplus. Based on actual determined financial need, federal/state/other aid may need to be adjusted as well. Our goal is to maximize gift aid (grants and scholarships) as much as possible while adhering to Bucknell's total gift aid policy as well as federal and state financial aid regulations.
 Connecticut Coll... 2k CT Private ?	●		Many students receive outside sources of funding to support their college expenses. It is important to notify Financial Aid Services if any funding of this type is received. Federal regulations require that outside awards be considered when a student's eligibility is determined. When a student receives an outside scholarship, the award will change in this order: 1. Student contribution will be reduced 2. Loan levels will be eliminated or reduced 3. Student employment will be eliminated or reduced 4. Very last to be reduced is/are the grant(s). Outside scholarships may also be used to cover the cost of the college sponsored health insurance if a student is required to purchase it.
 Fairfield University 5k CT Private ?	●		In most cases, outside awards will first be applied to unmet financial need, then to replace loans and/or work-study and if necessary, to reduce institutional grants



College	\$?	Web	Scholarship displacement policy
Size State Type	Risk	Link	Snippet of key text
			and/or scholarships. The Financial Aid Office makes every effort to avoid displacing institutional grants and/or scholarships. It is important to understand that some outside entities dictate how their funds should be applied to a student's educational expenses. In those instances, we must abide by the requirements of the organization and existing university aid may be displaced.
 PSU Penn State 42k PA Public ?	●		If you receive scholarships or educational funds from private organizations, notify the Office of the Bursar. The funds will be credited to your student account and applied toward your direct charges first. Any excess funds will be refunded to you.
 Tulane University 8k LA Private ?	●		It is important that a student (or family) not assume they may retain all scholarship originally offered from all parties, as one type of scholarship may affect a change in another type of scholarship. Therefore, it is important to report all outside financial aid (for example, scholarships, resources, grants, tuition waivers, tuition assistance and awards) to the Tulane University Financial Aid Office. This requirement to report outside financial aid is also noted in the terms and conditions for receipt of any and all financial aid as a Tulane student. Tulane reduces loan, grant and work study eligibility in light of outside scholarship as required for federal aid. Tulane does not reduce Tulane merit scholarship in light of outside scholarship except as stipulated in the merit award letter; however, a Tulane merit scholarship may cause an outside scholarship to be reduced. Tulane reduces Tulane need based scholarship in light of outside scholarship to stay within the student's financial aid cost of attendance and/or, in some cases, to prevent the outside scholarship from being reduced (for example, if the outside scholarship donor counts Tulane scholarship as a reduction to their scholarship amount).
 UVA U of Virginia 17k VA Public ?	●		If you get scholarships or other benefits, either from the school or outside sources, we'll need to review your financial aid and likely make adjustments to the types of aid you have but not the amounts. For example, if you have an AccessUVA Scholarship and then win another scholarship from outside the University, it doesn't mean you keep all your original aid plus the new scholarship. This is because the outside scholarship essentially reduces your demonstrated need; it's a new financial resource that we have to consider and account for. Since the University already covers 100% of your demonstrated financial need, any new scholarships just replace some of the aid that is already part of your offer. Our first objective when we have to do this is to reduce or remove federal work study and loans; grants are generally the last item we adjust. Remember, you must report all scholarships and grants to the University.
 Vanderbilt Univer... 7k TN Private ?	●		These outside scholarships/sources of assistance must be taken into account as part of a student's total need-based aid package and cannot be counted as part of the Expected Family Contribution (EFC). If an adjustment to a need-based financial aid package is necessary, the outside scholarship will be used first to replace a student's earnings expectation before reducing Vanderbilt need-based assistance. If you are receiving some form of outside scholarship or outside assistance (such as employee tuition assistance or state grants), you should download the Outside Scholarship Form from our website.
 Yale University 7k CT Private ?	●		For students on financial aid, outside merit scholarships may reduce their Student Share. Amounts that exceed the total Student Share reduce Yale Scholarship.

Merit aid displacement risk: ● Low ● Medium ● High ● NA

💡 \$ risk is the scholarship displacement risk to the college's aid from outside scholarships. Colleges can later lower their aid.

Cost analysis: Net cost

SAI: FM \$58k | IM \$85k |

College ↓	Sticker (COA)	Merit aid \$	Need aid \$	Net cost ?	4-yr cost	Funding	Gap / earn
Size State Type	State: NY	Probability adjusted	Based on your SAI ?	After max of merit or need	x4 at 3% inflation	gap ? -\$122k	College ? Major/city
 Amherst College 2k MA Private ?	\$87,640	\$0	\$2,614	<div><div></div></div> \$85,026	\$355,716	\$234k	301% -
 BC Boston Colle... 10k MA Private ?	\$89,605	\$0 ● 0%	\$4,513	<div><div></div></div> \$85,092	\$355,991	\$234k	225% 195%
 Binghamton Univ... 14k NY Public ?	\$30,657	\$5,780 ● 50%	\$0	<div><div></div></div> \$24,877	\$104,074	\$-18k	- -
 BU Boston Univ... 18k MA Private ?	\$86,363	\$10,558 ● 50%	\$1,153	<div><div></div></div> \$75,805	\$317,139	\$195k	234% 153%
 Bucknell University 4k PA Private ?	\$83,790	\$10,167 ● 50%	\$0	<div><div></div></div> \$73,623	\$308,011	\$186k	198% -
 Connecticut Coll... 2k CT Private ?	\$84,697	\$30,402 ● 100%	\$0	<div><div></div></div> \$54,295	\$227,147	\$105k	140% -
 Fairfield University 5k CT Private ?	\$76,940	\$24,995 ● 100%	\$0	<div><div></div></div> \$51,945	\$217,317	\$95k	107% 97%
 PSU Penn State 42k PA Public ?	\$59,846	\$0 ● 0%	\$779	<div><div></div></div> \$59,067	\$247,112	\$125k	197% 145%
 Tulane University 8k LA Private ?	\$87,446	\$21,496 ● 100%	\$1,845	<div><div></div></div> \$65,950	\$275,907	\$154k	243% 172%
 UVA U of Virginia 17k VA Public ?	\$76,954	\$0	\$0	<div><div></div></div> \$76,954	\$321,945	\$200k	230% -
 Vanderbilt Univer... 7k TN Private ?	\$89,590	\$12,168 ● 50%	\$4,406	<div><div></div></div> \$77,422	\$323,903	\$202k	221% 137%
 Yale University 7k CT Private ?	\$88,300	\$0	\$3,234	<div><div></div></div> \$85,066	\$355,882	\$234k	233% 185%

Award frequency: ● Common ● Possible ● Rare

? COA - higher of Merit or Need aid = Net cost. Need aid = COA - SAI x (% Need met x % Met with Grants)

? % Met with Grants excludes loans and work-study so that need aid is only free money from the college.

? Need aid = grants from the college, excluding state and federal aid. Federal Pell grant incomes often <\$40k.

Merit aid probability ?

Probability adjustment to estimate based on award frequency.

Common

100%

Possible

50%

Rare

0%

Funding sources

Projected savings balance
At the start of college (529).

\$ 100000

Monthly savings plan ?
From the start of college.

\$ 250

 x 48 months

\$12,000













Other contributions ?
Available at the start of college.

\$ 10000

4-year budget

\$122,000

Cost analysis: Need

College ↓	Sticker (COA)	- Your SAI	x % need	x % met [?]	= Need aid \$	SAI	\$ [?]
Size State Type	State: NY	= Need	met	with grants	SAI est. [?]	Use	NCP
 Amherst College 2k MA Private [?]	\$87,640	-\$85k \$2,640	x 100%	x 99%	\$2,614	IM	●
 BC Boston Colle... 10k MA Private [?]	\$89,605	-\$85k \$4,605	x 100%	x 98%	\$4,513	IM	●
 Binghamton Univ... 14k NY Public [?]	\$30,657	-\$58k \$0	x 68%	x 77%	\$0	FM	
 BU Boston Univ... 18k MA Private [?]	\$86,363	-\$85k \$1,363	x 90%	x 94%	\$1,153	IM	●
 Bucknell University 4k PA Private [?]	\$83,790	-\$85k \$0	x 87%	x 90%	\$0	IM	●
 Connecticut Coll... 2k CT Private [?]	\$84,697	-\$85k \$0	x 100%	x 95%	\$0	IM	●
 Fairfield University 5k CT Private [?]	\$76,940	-\$85k \$0	x 79%	x 94%	\$0	IM	●
 PSU Penn State 42k PA Public [?]	\$59,846	-\$58k \$1,846	x 63%	x 67%	\$779	FM	
 Tulane University 8k LA Private [?]	\$87,446	-\$85k \$2,446	x 92%	x 82%	\$1,845	IM	●
 UVA U of Virginia 17k VA Public [?]	\$76,954	-\$85k \$0	x 100%	x 85%	\$0	IM	●
 Vanderbilt Univer... 7k TN Private [?]	\$89,590	-\$85k \$4,590	x 100%	x 96%	\$4,406	IM	●
 Yale University 7k CT Private [?]	\$88,300	-\$85k \$3,300	x 100%	x 98%	\$3,234	IM	●

SAI to use or need % is NA [?]













Non-custodial Parent (NCP): ● Yes ● No [?]

[?] COA - higher of Merit or Need aid = Net cost. Need aid = COA - SAI x (% Need met x % Met with Grants)

[?] % Met with Grants excludes loans and work-study so that need aid is only free money from the college.

[?] Need aid = grants from the college, excluding state and federal aid. Federal Pell grant incomes often <\$40k.

Cost analysis: Debt

College ↓	% funded ?	Funding	10-yr repay		25-yr repay		\$ earn/mo	Grad %
Size State Type	State: NY	gap (debt)	Total debt	\$/mo \$/yr	Total debt	\$/mo \$/yr	College ? Major/city	4 / 6yr
 Amherst College 2k MA Private ?	<div><div></div></div> 36%	\$234k	\$326k	\$2,714 \$33k	\$496k	\$1,652 \$20k	\$6,500	73% 93%
 BC Boston Colle... 10k MA Private ?	<div><div></div></div> 36%	\$234k	\$326k	\$2,717 \$33k	\$496k	\$1,654 \$20k	\$8,700 \$10,000	88% 91%
 Binghamton Univ... 14k NY Public ?	<div><div></div></div> 100%	\$-18k	\$0k	\$0 \$0k	\$0k	\$0 \$0k	\$6,800 \$7,800	77% 84%
 BU Boston Univ... 18k MA Private ?	<div><div></div></div> 40%	\$195k	\$272k	\$2,266 \$27k	\$414k	\$1,379 \$17k	\$6,900 \$10,600	83% 90%
 Bucknell University 4k PA Private ?	<div><div></div></div> 41%	\$186k	\$259k	\$2,160 \$26k	\$394k	\$1,315 \$16k	\$7,800	82% 86%
 Connecticut Coll... 2k CT Private ?	<div><div></div></div> 56%	\$105k	\$147k	\$1,221 \$15k	\$223k	\$743 \$9k	\$6,300	76% 84%
 Fairfield University 5k CT Private ?	<div><div></div></div> 59%	\$95k	\$133k	\$1,107 \$13k	\$202k	\$674 \$8k	\$7,400 \$8,200	81% 84%
 PSU Penn State 42k PA Public ?	<div><div></div></div> 52%	\$125k	\$174k	\$1,453 \$17k	\$265k	\$884 \$11k	\$5,300 \$7,200	70% 86%
 Tulane University 8k LA Private ?	<div><div></div></div> 46%	\$154k	\$214k	\$1,787 \$21k	\$326k	\$1,088 \$13k	\$5,300 \$7,500	82% 89%
 UVA U of Virginia 17k VA Public ?	<div><div></div></div> 40%	\$200k	\$279k	\$2,322 \$28k	\$424k	\$1,413 \$17k	\$7,300	92% 95%
 Vanderbilt Univer... 7k TN Private ?	<div><div></div></div> 39%	\$202k	\$281k	\$2,344 \$28k	\$428k	\$1,427 \$17k	\$7,700 \$12,300	87% 93%
 Yale University 7k CT Private ?	<div><div></div></div> 36%	\$234k	\$326k	\$2,716 \$33k	\$496k	\$1,653 \$20k	\$8,400 \$10,500	66% 96%

Negative funding gap = 4-yr cost < budget ?



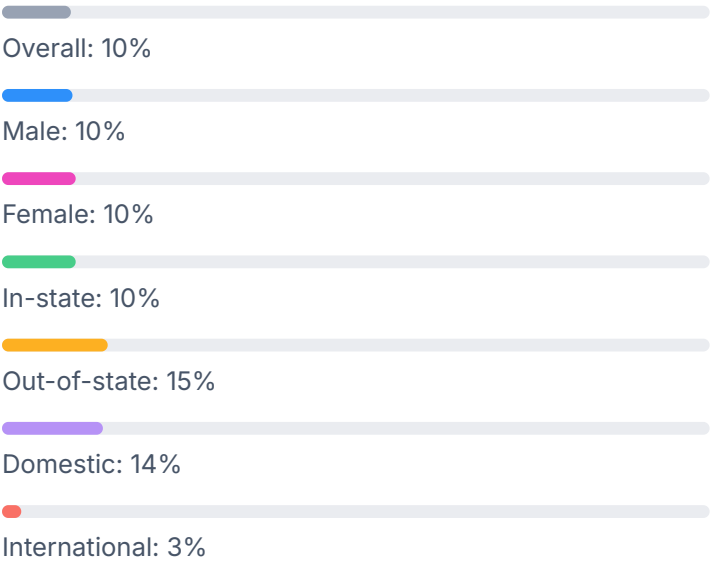
Summary

4-year, private college with 99% of freshman living on campus. Small student body with 1,898 undergrads in a city, small setting.

Admissions

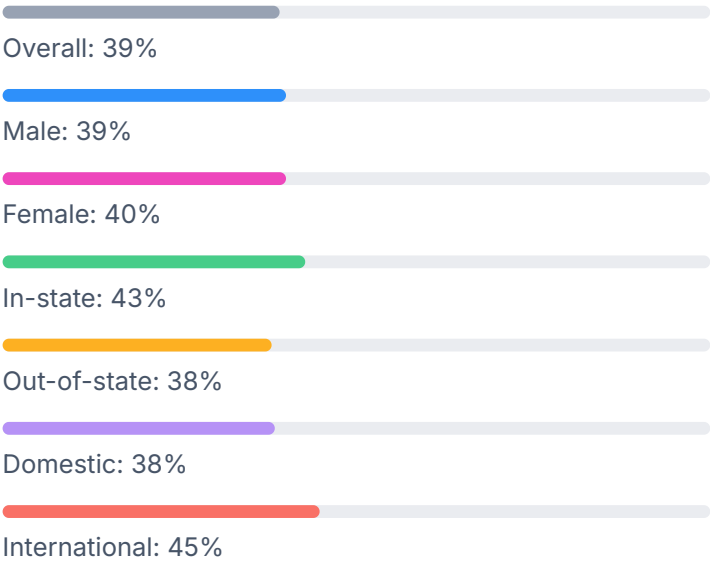
Acceptance rate

% of applicants accepted

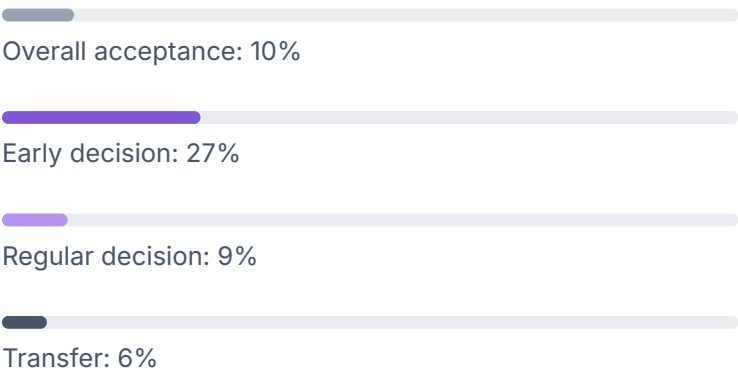


Yield rate

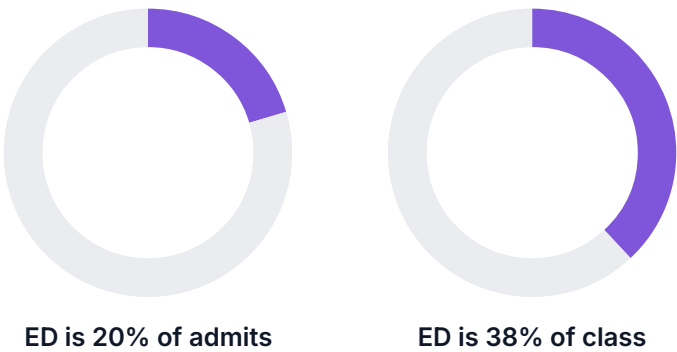
% accepted that attend



Admit rates by plan



Early admit mix

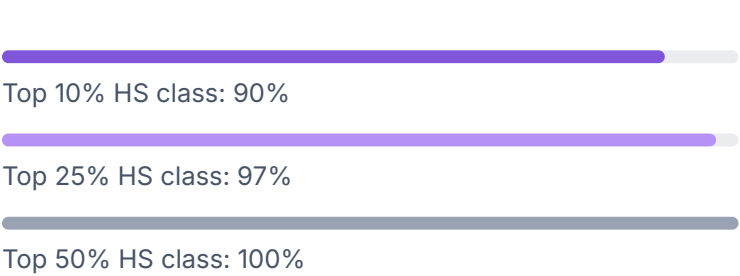


● Waitlist offered: 7.84% of students placed on the waitlist were admitted.

Early admit detail

	% acceptance rate		Early to regular ?	% admits
	Early	Regular	Ratio	Of class
ED 2026	32%	6%	5.2x	47%
ED 2027	26%	8%	3.3x	47%
ED 2028	27%	9%	3.1x	38%

HS class rank

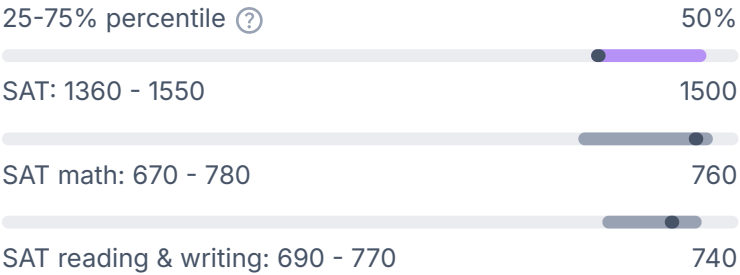


SAT superscore	ACT superscore	Your score choice ?	Self report scores
Yes	Yes	Yes	Yes

SAT/ACT policy

SAT

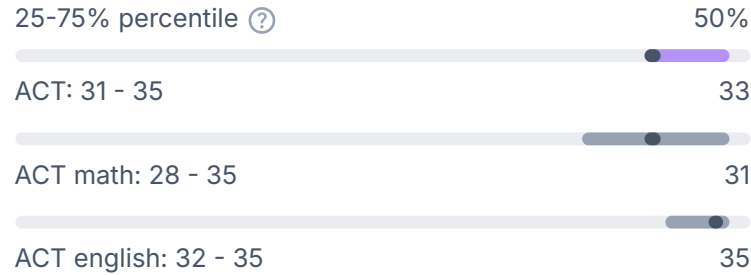
38% submit



Optional

ACT

17% submit



💡 Test scores may skew higher as mostly applicants with high test scores decide to submit.

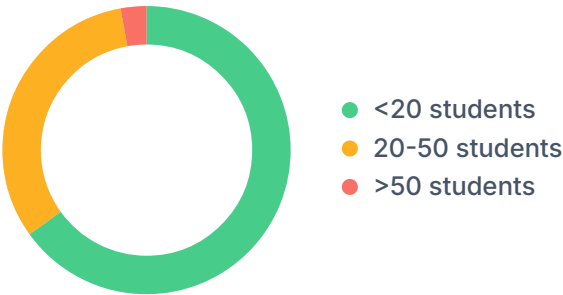
HS GPA of enrolled freshman 3.95

Selection

	Academic	Very important	Important	Considered	Not considered
●	Rigor of HS record	●			
●	Academic GPA	●			
●	Test scores	●			
●	Class rank		●		
●	Application essay	●			
●	Recommendations	●			
	<i>Non-academic</i>				
●	Interview				●
●	Demonstrated interest				●
●	Legacy status				●
●	Extracurricular activities	●			
●	Talent/ability	●			
●	Character/personal qualities		●		
●	First generation				●
●	Geographical residence			●	
●	State residency				●
●	Religious affiliation/commitment				●
●	Volunteer work		●		
●	Work experience		●		
●	Interview detail: Admissions: No Alumni: No				
●	Recommendations detail: # of teacher rec required: 2 Is counselor rec required? Yes School report? Yes Explain .				

Experience

[Hi Instructor Ratio](#) [Top50 EDratios](#) [Basketball](#) [Bio Chemistry](#) [CSS Profile](#) [Football](#)
[Grad OnTime>80%](#) [Hi Instructor Ratio](#) [IDOC Service](#) [In Person>80%](#) [Jewish Hi%](#)
[NCAA DIII athletics](#) [Need Fully Met](#) [Need Met>90%](#) [NESCAC](#) [QuestBridge](#)
[Top100 Ranking](#) [Top50 EDclass%](#) [Top50 EDratios](#) [Undergrad Research Projects](#) [Wall Street](#)



undergrads in a regular class

Student-to-faculty ratio

7:1

Student-to-instructor ratio

7:1

💡 Full-time instructor ratio excludes research and public service faculty.



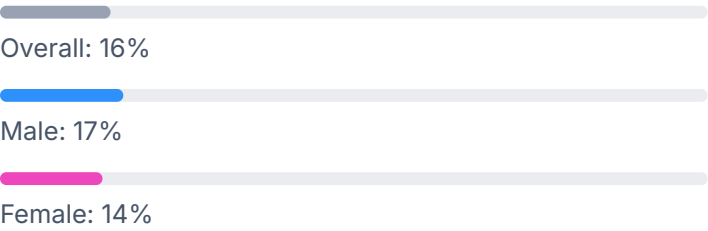
Summary

4-year, private college with 100% of freshman living on campus. Extra large student body with 9,982 undergrads in a city, small setting.

Admissions

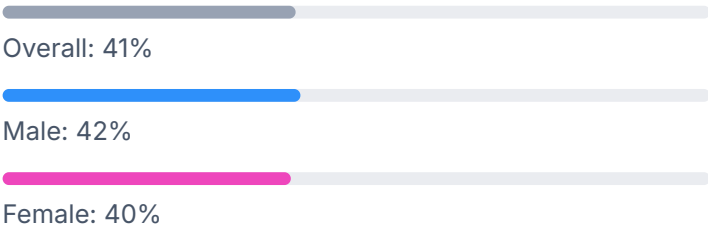
Acceptance rate

% of applicants accepted

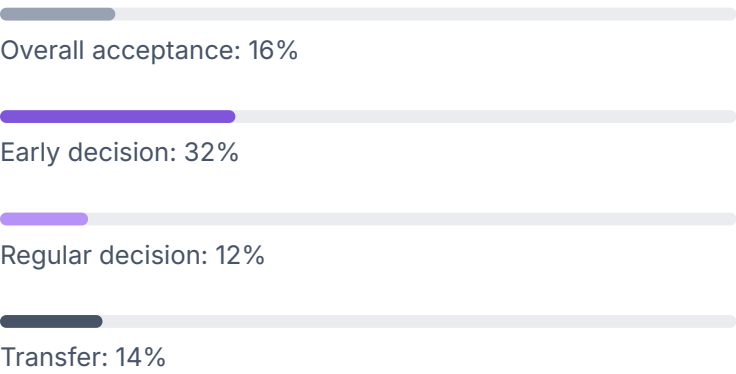


Yield rate

% accepted that attend

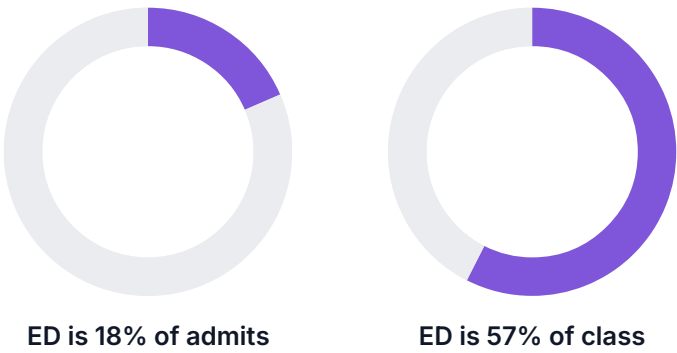


Admit rates by plan



● Waitlist offered.

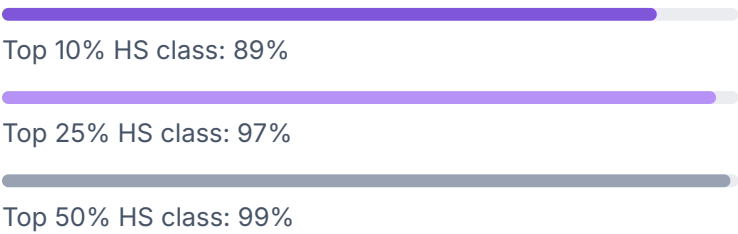
Early admit mix



Early admit detail

	% acceptance rate		Early to regular ?	% admits
	Early	Regular	Ratio	Of class
ED 2027	30%	13%	2.3x	53%
ED 2028	32%	12%	2.6x	57%
ED1 2028	34%	12%	2.8x	40%
ED2 2028	28%	12%	2.3x	17%

HS class rank



SAT superscore	ACT superscore	Your score choice ?	Self report scores
Yes	Yes	Yes	No

SAT/ACT policy

SAT

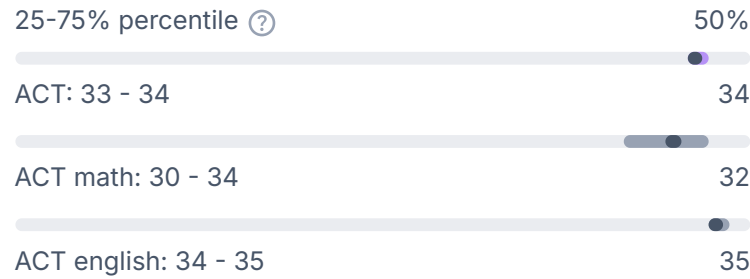
28% submit



Optional

ACT

16% submit



? Test scores may skew higher as mostly applicants with high test scores decide to submit.

HS GPA of enrolled freshman 3.95

Selection

Academic	Very important	Important	Considered	Not considered
● Rigor of HS record	●			
● Academic GPA	●			
● Test scores			●	
● Class rank		●		
● Application essay		●		
● Recommendations		●		
<i>Non-academic</i>				
● Interview		●		
● Demonstrated interest			●	
● Legacy status				●
● Extracurricular activities		●		
● Talent/ability			●	
● Character/personal qualities				●
● First generation				●
● Geographical residence			●	
● State residency			●	
● Religious affiliation/commitment			●	
● Volunteer work		●		

Work experience

● Interview detail: Admissions: No

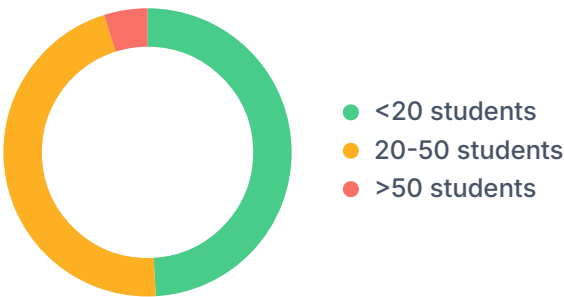
● Recommendations detail: # of teacher rec required: 2 | Is counselor rec required? Yes | School report? Yes [Explain](#).

Experience

- >80% Graduate On Time ?
Jewish Med% ?
ACC ?
Basketball ?
CSS Profile ?
Football ?
- Grad OnTime>80% ?
IDOC Service ?
In Person>80% ?
Jesuit ?
Jewish Med% ?
- NCAA DI-FBS athletics ?
Need Fully Met ?
Need Met>90% ?
QuestBridge ?
Top100 Ranking ?
- Top50 EDclass% ?
Top50 EDratios ?
Undergrad Business Program ?
Undergrad Nursing Program ?

Greek life

Class size



undergrads in a regular class

Student-to-faculty ratio

12:1

Student-to-instructor ratio

17:1

💡 Full-time instructor ratio excludes research and public service faculty.



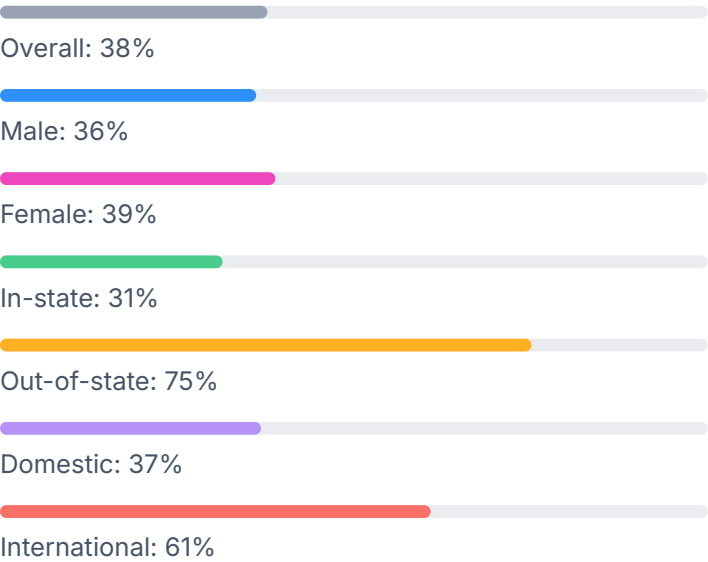
Summary

4-year, public university with 97% of freshman living on campus. Extra large student body with 14,402 undergrads in a suburb, midsize setting.

Admissions

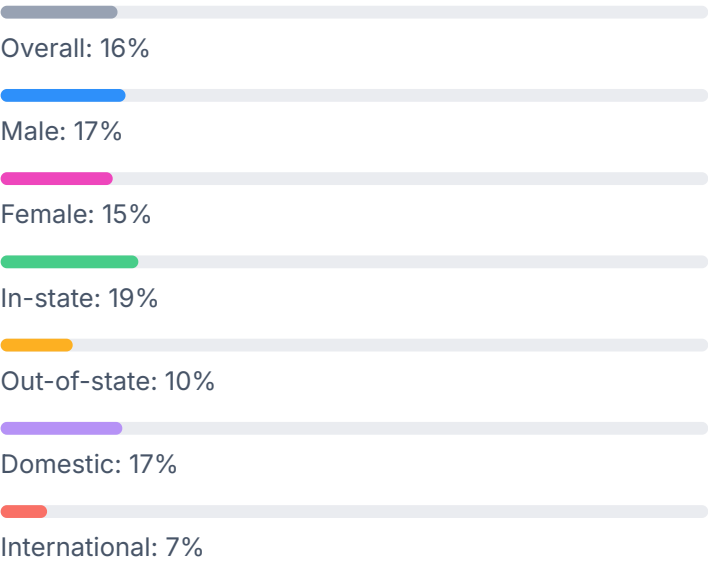
Acceptance rate

% of applicants accepted

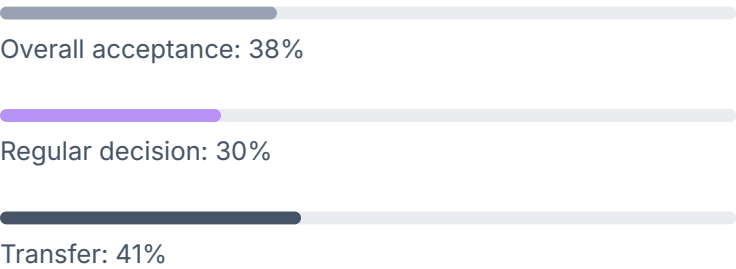


Yield rate

% accepted that attend



Admit rates by plan



Early admit mix

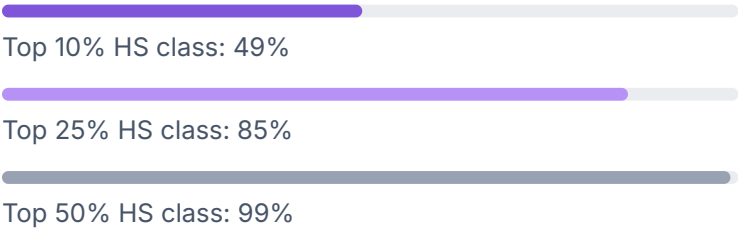
● Waitlist offered: 18.77% of students placed on the waitlist were admitted.

Application types: applySUNY

Early admit detail

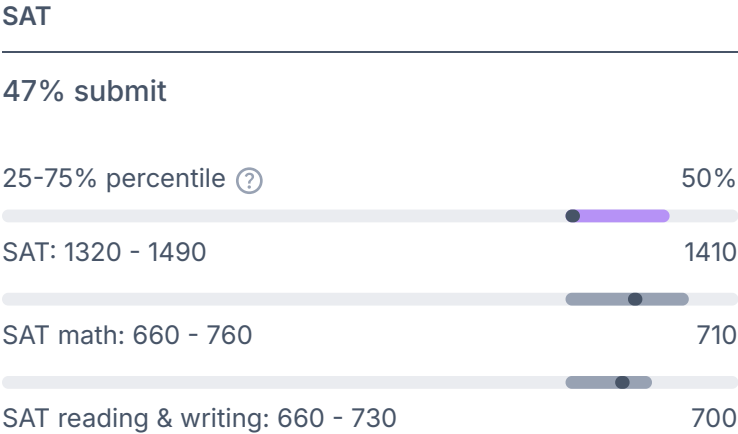
	% acceptance rate		Early to regular ?	% admits
	Early	Regular	Ratio	Of class
EA 2028	52%	26%	2.0x	

HS class rank

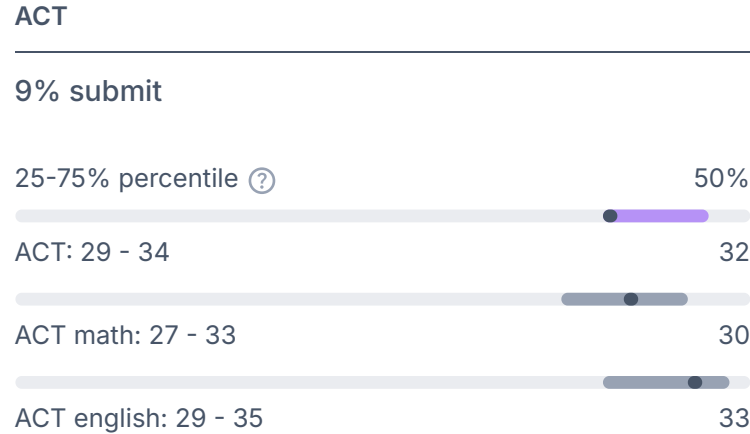


SAT superscore	ACT superscore	Your score choice ?	Self report scores
Yes	Yes	Yes	Yes

SAT/ACT policy



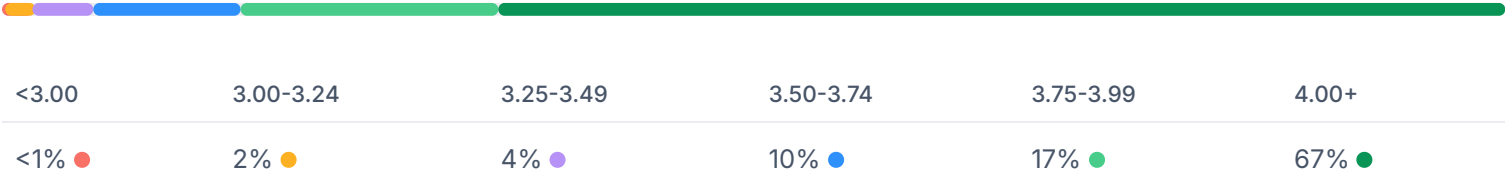
Optional



💡 Test scores may skew higher as mostly applicants with high test scores decide to submit.

HS GPA of enrolled freshman 3.89

GPA enrolled range



	GPA score range	% submitted	% did not submit	% all enrolled
●	4.00+	71%	64%	67%
●	3.75-3.99	14%	19%	17%
●	3.50-3.74	9%	10%	10%
●	3.25-3.49	4%	4%	4%
●	3.00-3.24	1%	2%	2%
●	<3.00	0%	0%	0%

Selection

Academic	Very important	Important	Considered	Not considered
● Rigor of HS record	●			
● Academic GPA	●			
● Test scores			●	
● Class rank		●		
● Application essay		●		
● Recommendations			●	
<i>Non-academic</i>				
● Interview				●
● Demonstrated interest				●
● Legacy status				●
● Extracurricular activities			●	
● Talent/ability			●	
● Character/personal qualities			●	
● First generation			●	
● Geographical residence			●	
● State residency				●
● Religious affiliation/commitment				●
● Volunteer work			●	
● Work experience			●	

- Interview detail: Admissions: Yes | Note: Optional
- Recommendations detail: # of teacher rec required: 1 | Is counselor rec required? No | School report? No [Explain](#).

Experience

Basketball

In Person>80% ?

Jewish Hi% ?

NCAA DI athletics

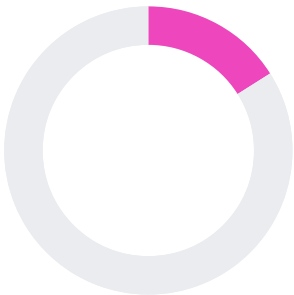
Top100 Ranking ?

Undergrad Research Projects ?

Greek life

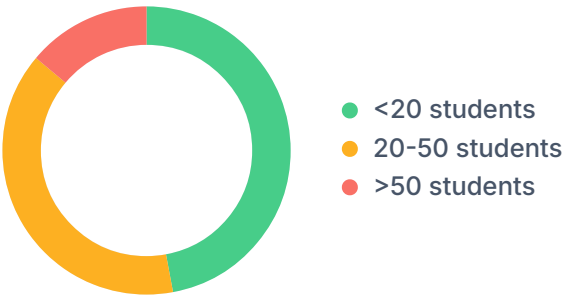


16% join fraternities



16% join sororities

Class size



undergrads in a regular class

Student-to-faculty ratio

19:1

Student-to-instructor ratio

23:1

💡 Full-time instructor ratio excludes research and public service faculty.



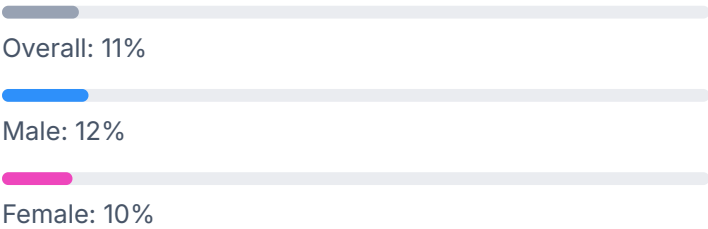
Summary

4-year, private university with 99% of freshman living on campus. Extra large student body with 18,459 undergrads in a city, large setting.

Admissions

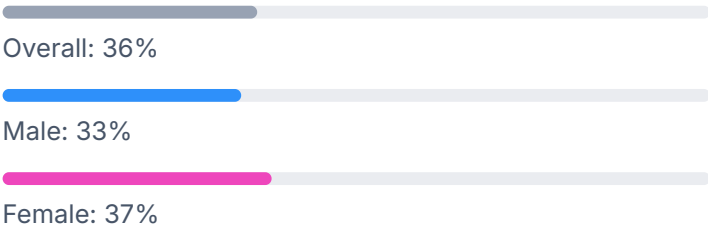
Acceptance rate

% of applicants accepted

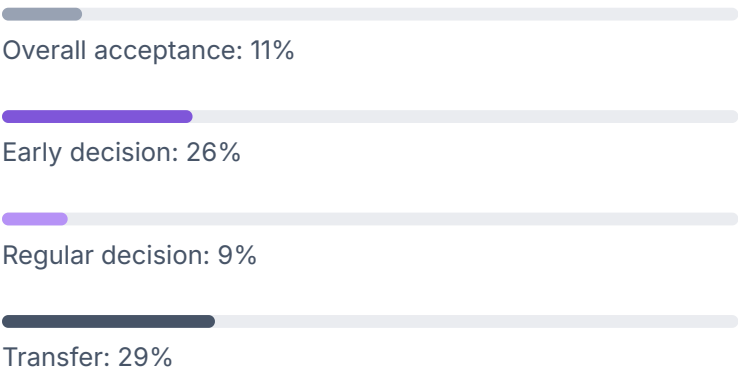


Yield rate

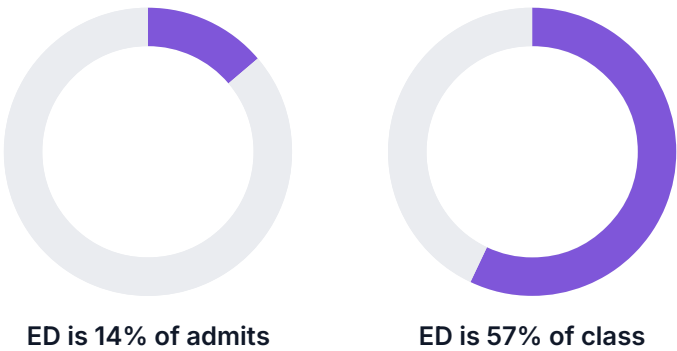
% accepted that attend



Admit rates by plan



Early admit mix

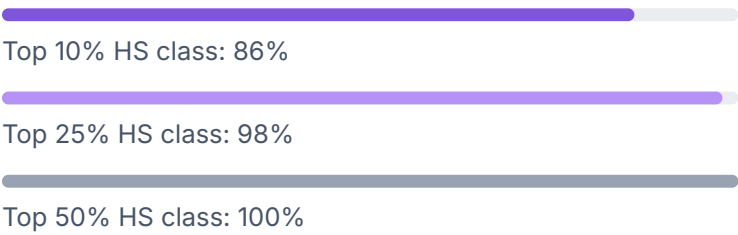


● Waitlist offered: 0.38% of students placed on the waitlist were admitted.

Early admit detail

	% acceptance rate		Early to regular ?	% admits
	Early	Regular	Ratio	Of class
ED 2026	25%	13%	1.9x	44%
ED 2027	25%	13%	1.9x	44%
ED 2028	26%	9%	2.8x	57%
ED1 2028	34%	9%	3.8x	39%
ED2 2028	20%	9%	2.2x	18%

HS class rank



SAT superscore	ACT superscore	Your score choice ?	Self report scores
Yes	Yes	Yes	Yes

SAT/ACT policy

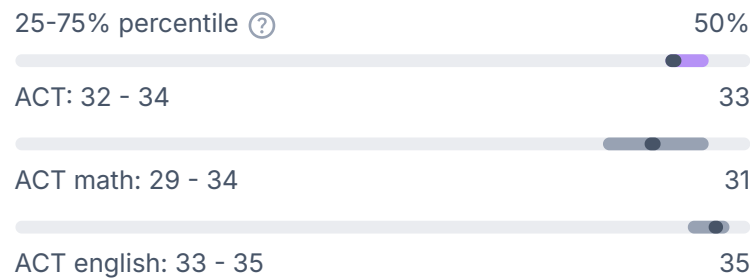
Optional through spring 2029 entry

SAT

ACT

28% submit

10% submit

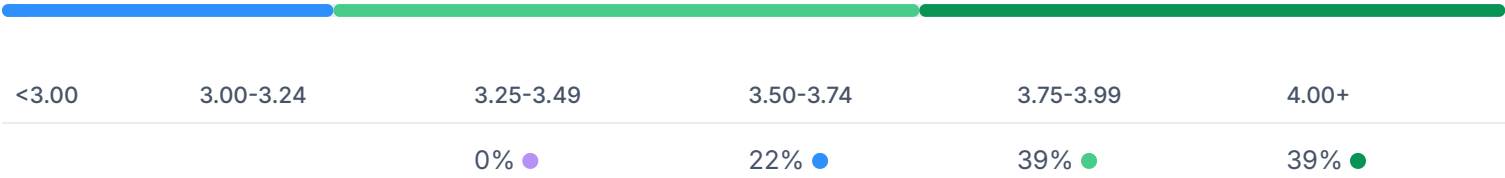


? Test scores may skew higher as mostly applicants with high test scores decide to submit.

HS GPA of enrolled freshman

3.89

GPA enrolled range



Selection

Academic	Very important	Important	Considered	Not considered
Rigor of HS record				
Academic GPA				
Test scores				
Class rank				
Application essay				
Recommendations				
Non-academic				
Interview				
Demonstrated interest				
Legacy status				
Extracurricular activities				
Talent/ability				
Character/personal qualities				
First generation				
Geographical residence				
State residency				
Religious affiliation/commitment				
Volunteer work				
Work experience				

● Interview detail: Admissions: No

● Recommendations detail: # of teacher rec required: 1 | Is counselor rec required? Yes | School report? Yes [Explain](#).

Experience

>80% Graduate On Time ?

Int'l Relations ?

Applied Math ?

Artificial Intelligence ?

Basketball

Bio Chemistry ?

CSS Profile ?

Grad OnTime>80% ?

In Person>80% ?

Int'l Relations ?

Jewish Hi% ?

NCAA DI athletics

PATRIOT ?

QuestBridge ?

Top100 Ranking ?

Top50 EDratios ?

Undergrad Business Program ?

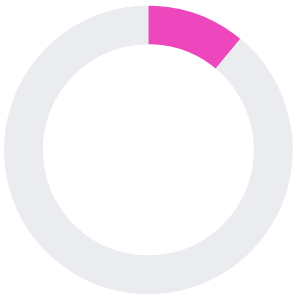
Undergrad Study Abroad ?

Greek life

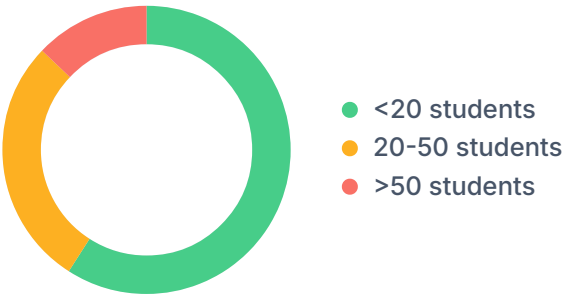
Class size



11% join fraternities



11% join sororities



undergrads in a regular class

Student-to-faculty ratio

11:1

Student-to-instructor ratio

12:1

Full-time instructor ratio excludes research and public service faculty.



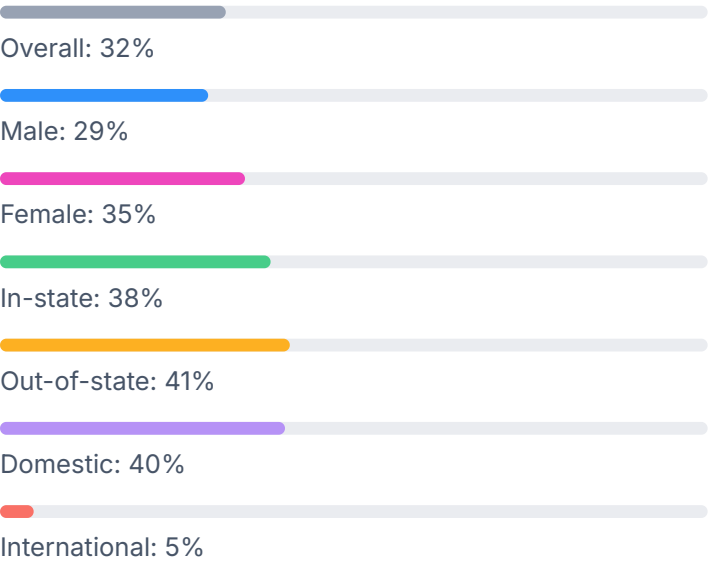
Summary

4-year, private university with 100% of freshman living on campus. Medium student body with 3,747 undergrads in a town, distant setting.

Admissions

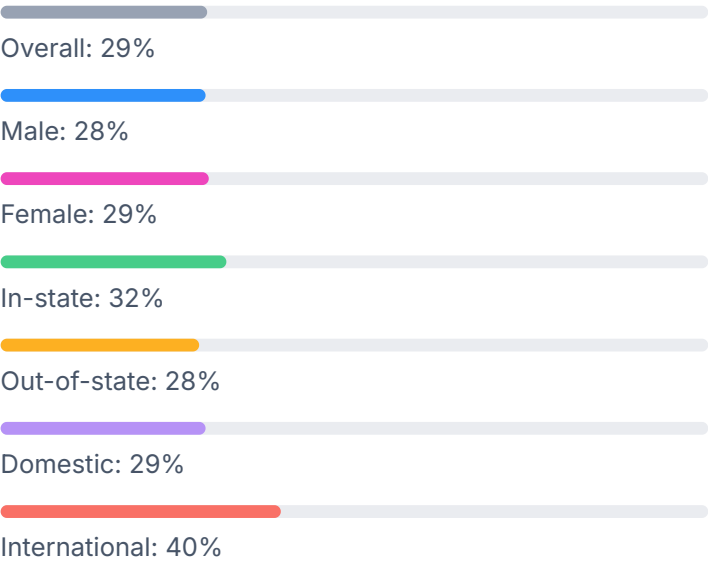
Acceptance rate

% of applicants accepted

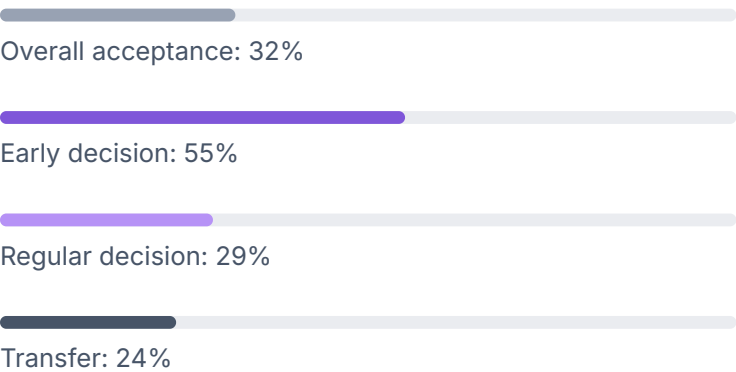


Yield rate

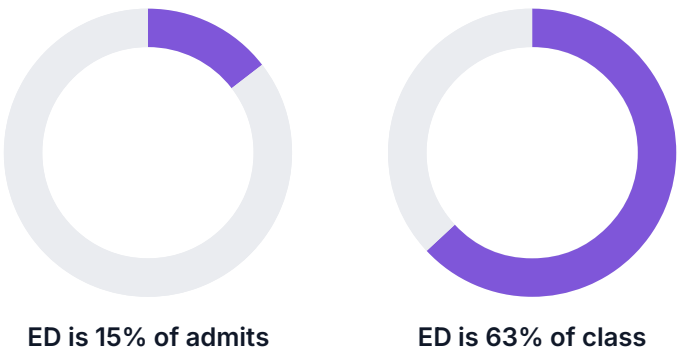
% accepted that attend



Admit rates by plan



Early admit mix

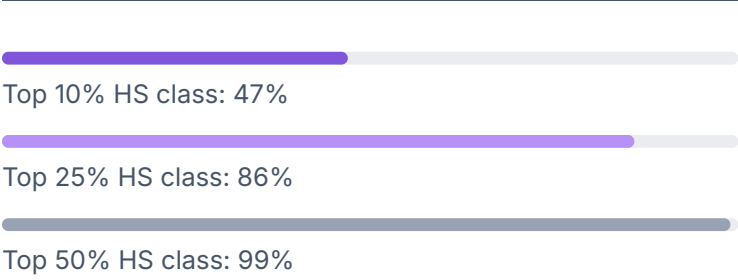


● Waitlist offered: 0.08% of students placed on the waitlist were admitted.

Early admit detail

	% acceptance rate		Early to regular ?	% admits
	Early	Regular	Ratio	Of class
ED 2026	54%	31%	1.8x	50%
ED 2027	58%	30%	1.9x	54%
ED 2028	55%	29%	1.9x	63%
ED1 2028	63%	26%	2.5x	

HS class rank



SAT superscore	ACT superscore	Your score choice ?	Self report scores
Yes	Yes	Yes	Yes

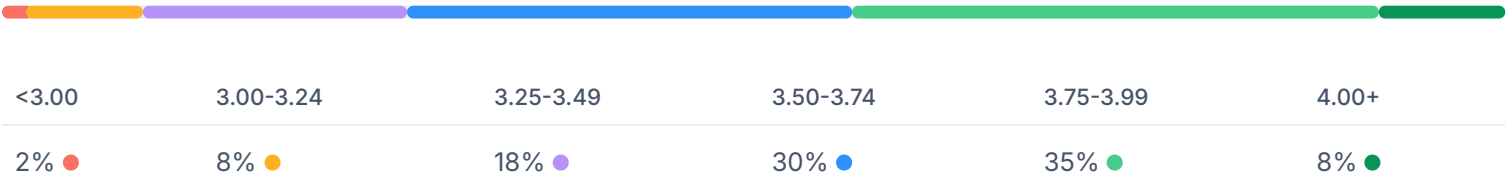
SAT/ACT policy

SAT	ACT
27% submit	10% submit
25-75% percentile ?	25-75% percentile ?
SAT: 1300 - 1450	ACT: 31 - 33
SAT math: 660 - 740	ACT math: 27 - 31
SAT reading & writing: 640 - 710	ACT english: 31 - 35

? Test scores may skew higher as mostly applicants with high test scores decide to submit.

HS GPA of enrolled freshman3.65

GPA enrolled range



Selection

Academic	Very important	Important	Considered	Not considered
Rigor of HS record				
Academic GPA				
Test scores				
Class rank				
Application essay				
Recommendations				
Non-academic				
Interview				
Demonstrated interest				
Legacy status				
Extracurricular activities				
Talent/ability				
Character/personal qualities				
First generation				
Geographical residence				
State residency				
Religious affiliation/commitment				
Volunteer work				
Work experience				

Interview detail: Admissions: No
Recommendations detail: # of teacher rec required: 0 | Is counselor rec required? No | School report? No Explain.

Experience

- >80% Graduate On Time ?
- Applied Math West Coast ?
- Jewish Med% ?
- West Coast GreekLife Sorority ?
- Applied Math ?
- Basketball
- CSS Profile ?
- Football
- Grad OnTime>80% ?
- GreekLife Frat ?
- GreekLife Sor ?
- IDOC Service ?
- In Person>80% ?
- Jewish Med% ?
- NCAA DI-FCS athletics
- PATRIOT ?
- Top50 EDclass% ?

Greek life

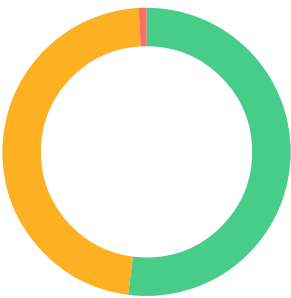
Class size



32% join fraternities



40% join sororities



undergrads in a regular class

- <20 students
- 20-50 students
- >50 students

Student-to-faculty ratio

9:1

Student-to-instructor ratio

10:1

💡 Full-time instructor ratio excludes research and public service faculty.



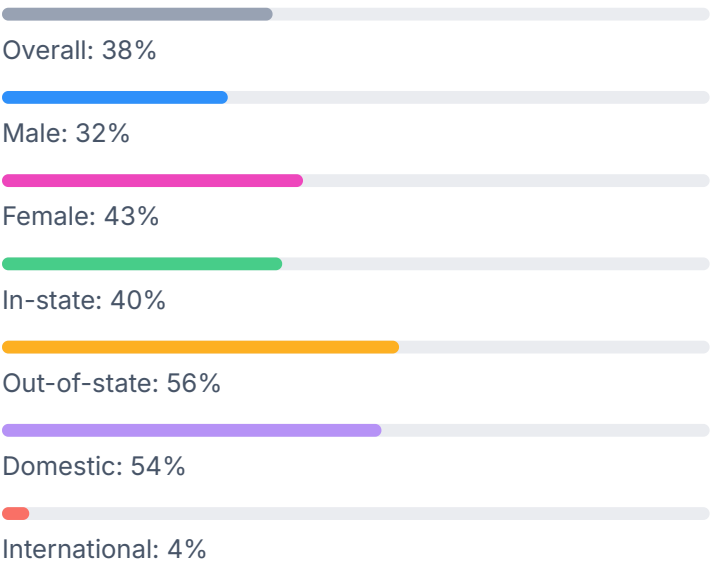
Summary

4-year, private college with 100% of freshman living on campus. Small student body with 1,948 undergrads in a city, small setting.

Admissions

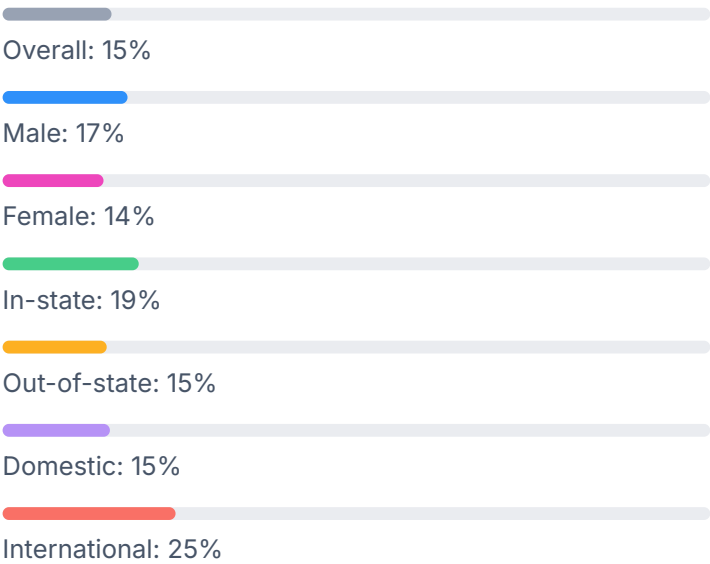
Acceptance rate

% of applicants accepted

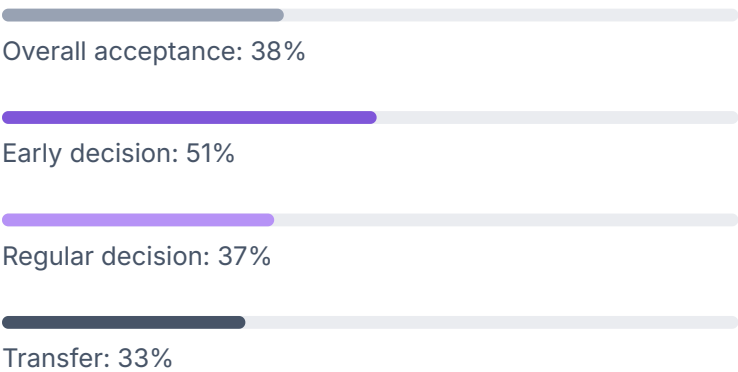


Yield rate

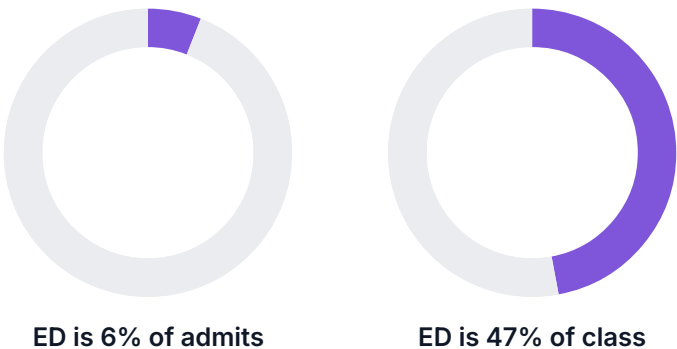
% accepted that attend



Admit rates by plan



Early admit mix



● Waitlist offered: 1.43% of students placed on the waitlist were admitted.

Early admit detail

	% acceptance rate		Early to regular ?	% admits
	Early	Regular	Ratio	Of class
ED 2026	49%	40%	1.2x	34%
ED 2027	49%	40%	1.2x	33%
ED 2028	51%	37%	1.4x	47%

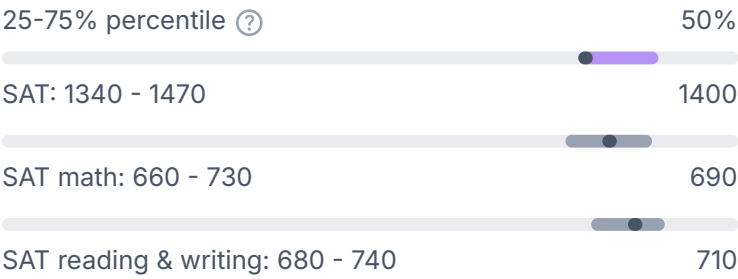
HS class rank

SAT superscore	ACT superscore	Your score choice ?	Self report scores
Yes	Yes	Yes	Yes

SAT/ACT policy

SAT

18% submit

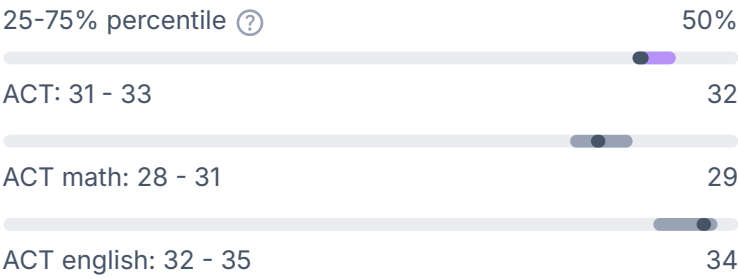


💡 Test scores may skew higher as mostly applicants with high test scores decide to submit.

Optional

ACT

8% submit



HS GPA of enrolled freshman 3.81

Selection				
Academic	Very important	Important	Considered	Not considered
● Rigor of HS record	●			

Academic	Very important	Important	Considered	Not considered
● Academic GPA	●			
● Test scores			●	
● Class rank	●			
● Application essay		●		
● Recommendations		●		
Non-academic				
● Interview		●		
● Demonstrated interest			●	
● Legacy status			●	
● Extracurricular activities		●		
● Talent/ability		●		
● Character/personal qualities	●			
● First generation			●	
● Geographical residence			●	
● State residency			●	
● Religious affiliation/commitment			●	
● Volunteer work		●		
● Work experience		●		

- Interview detail: Admissions: Yes | Note: Optional, in-person/virtual
- Recommendations detail: # of teacher rec required: 2 | Is counselor rec required? Yes | School report? Yes [Explain](#).

Experience

>80% Graduate On Time ?

Hi Instructor Ratio ?

Jewish Med% ?

Basketball

CSS Profile ?

Grad OnTime>80% ?

Hi Instructor Ratio ?

In Person>80% ?

Jewish Hi% ?

Jewish Med% ?

NCAA DIII athletics

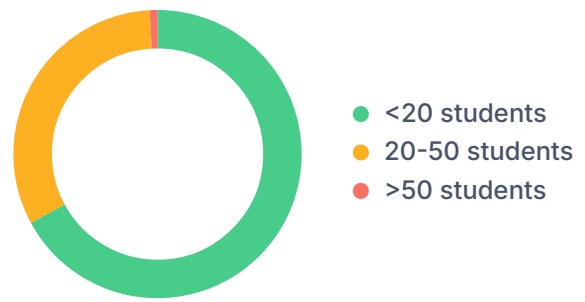
Need Fully Met ?

Need Met>90% ?

NESCAC ?

Greek life

Class size



undergrads in a regular class

Student-to-faculty ratio 10:1

Student-to-instructor ratio 10:1

💡 Full-time instructor ratio excludes research and public service faculty.



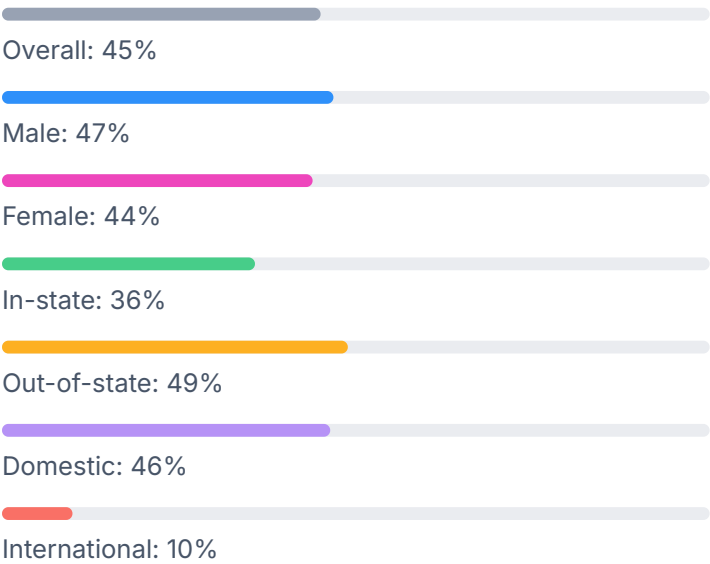
Summary

4-year, private university with 96% of freshman living on campus. Large student body with 4,757 undergrads in a suburb, large setting.

Admissions

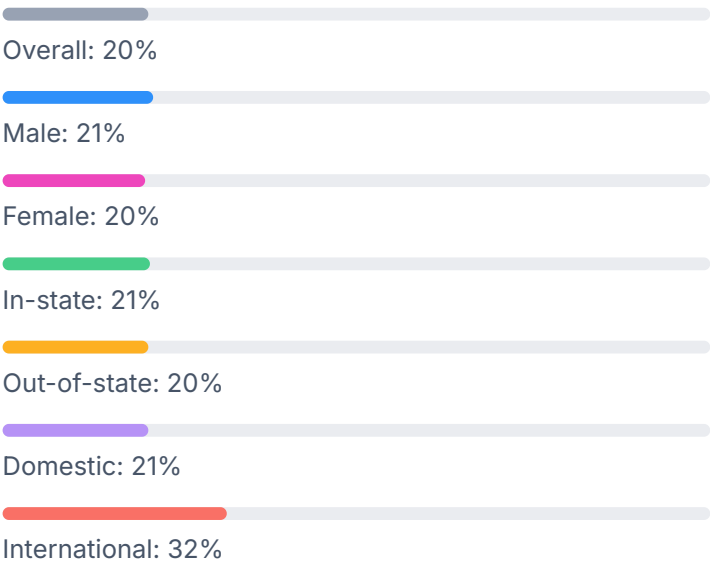
Acceptance rate

% of applicants accepted

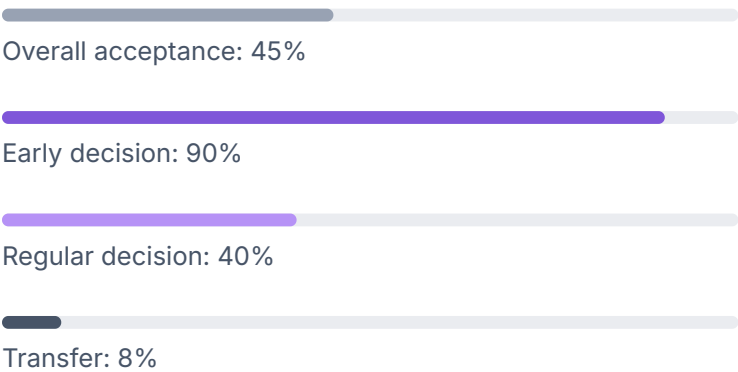


Yield rate

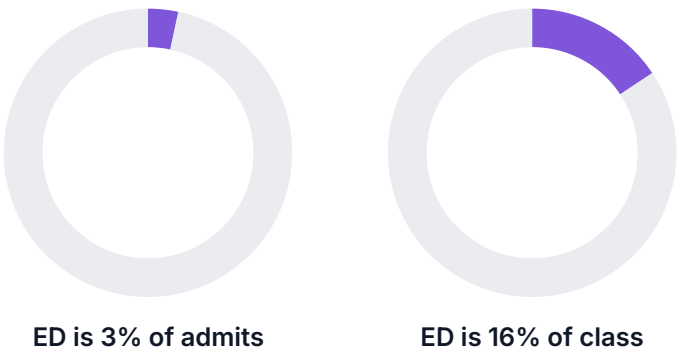
% accepted that attend



Admit rates by plan



Early admit mix

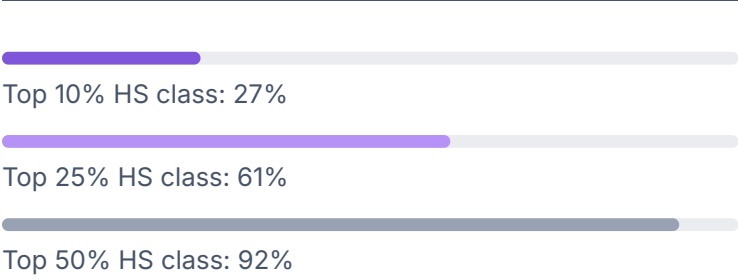


● Waitlist offered: 0.49% of students placed on the waitlist were admitted.

Early admit detail

	% acceptance rate		Early to regular ?	% admits
	Early	Regular	Ratio	Of class
ED 2026	84%	52%	1.6x	18%
ED 2027	83%	43%	1.9x	18%
EA 2028	46%	40%	1.2x	
ED 2028	90%	40%	2.3x	16%

HS class rank



SAT superscore	ACT superscore	Your score choice ?	Self report scores
Yes	No	Yes	Yes

SAT/ACT policy

SAT

21% submit

25-75% percentile ? 50%

SAT: 1240 - 1380 1310

SAT math: 620 - 690 660

SAT reading & writing: 620 - 690 650

🔔 Test scores may skew higher as mostly applicants with high test scores decide to submit.

Permanently optional

ACT

5% submit

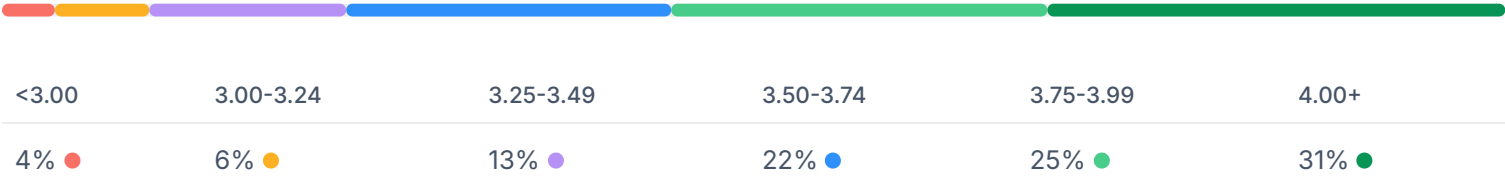
25-75% percentile ? 50%

ACT: 29 - 32 30

HS GPA of enrolled freshman

3.75

GPA enrolled range



	GPA score range	% submitted	% did not submit	% all enrolled
●	4.00+	46%	24%	31%
●	3.75-3.99	22%	26%	25%
●	3.50-3.74	16%	24%	22%
●	3.25-3.49	9%	15%	13%
●	3.00-3.24	5%	7%	6%
●	<3.00	2%	4%	4%

Selection

Academic	Very important	Important	Considered	Not considered
● Rigor of HS record	●			
● Academic GPA	●			
● Test scores			●	
● Class rank			●	
● Application essay	●			
● Recommendations	●			
Non-academic				
● Interview		●		
● Demonstrated interest		●		
● Legacy status			●	
● Extracurricular activities		●		
● Talent/ability		●		

Academic	Very important	Important	Considered	Not considered
● Character/personal qualities		●		
● First generation		●		
● Geographical residence			●	
● State residency				●
● Religious affiliation/commitment				●
● Volunteer work		●		
● Work experience		●		

- Interview detail: Admissions: Yes | Note: Optional, virtual
- Recommendations detail: # of teacher rec required: 0 | Is counselor rec required? No | School report? Yes [Explain](#).

Experience

>80% Graduate On Time ?

Basketball

CSS Profile ?

Grad OnTime>80% ?

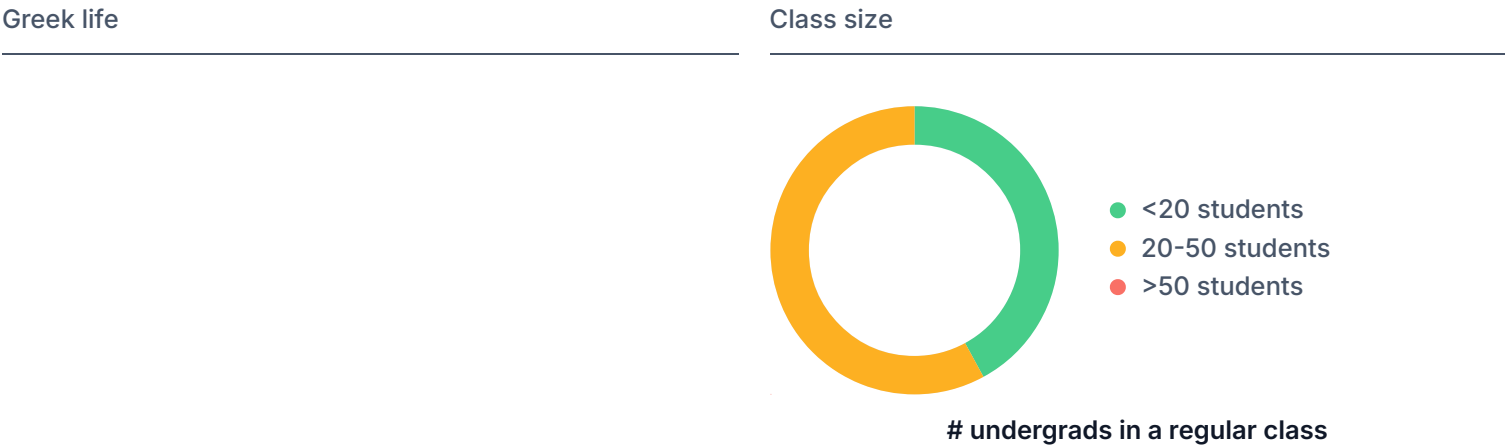
IDOC Service ?

In Person>80% ?

Jesuit ?

NCAA DI athletics

Undergrad Nursing Program ?



Student-to-faculty ratio 12:1

Student-to-instructor ratio 18:1

💡 Full-time instructor ratio excludes research and public service faculty.



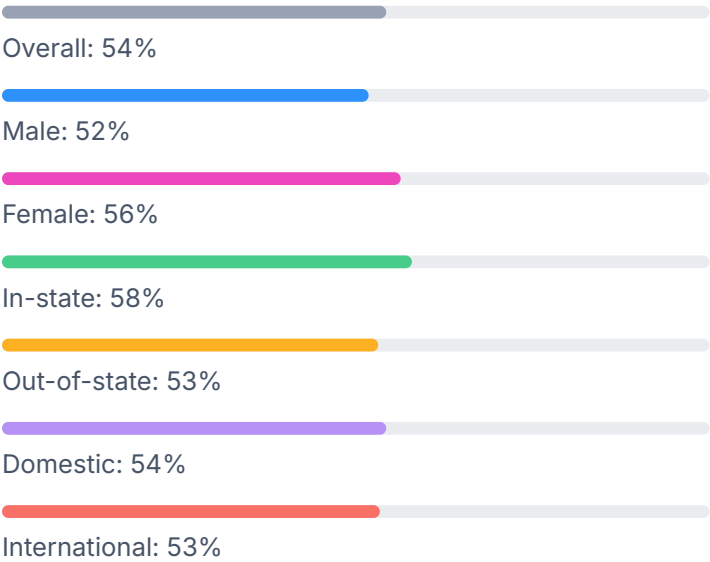
Summary

4-year, public university with 91% of freshman living on campus. Extra large student body with 41,745 undergrads in a city, small setting.

Admissions

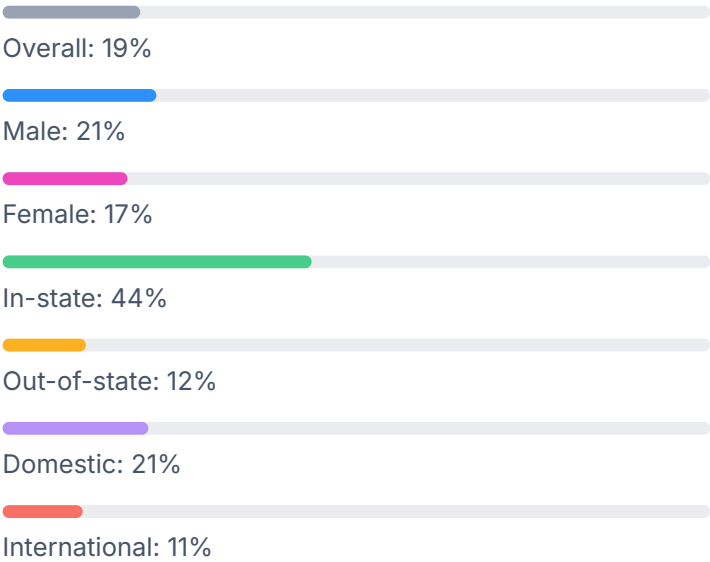
Acceptance rate

% of applicants accepted

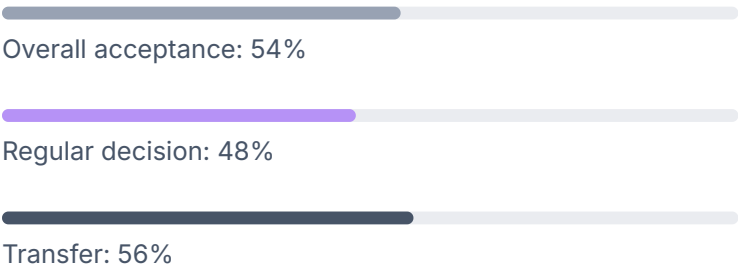


Yield rate

% accepted that attend



Admit rates by plan



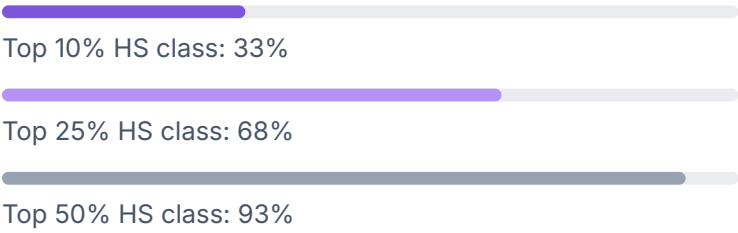
Early admit mix

● Waitlist offered: 2.69% of students placed on the waitlist were admitted.

Early admit detail

	% acceptance rate		Early to regular ?	% admits
	Early	Regular	Ratio	Of class
EA 2028	70%	43%	1.6x	69%

HS class rank

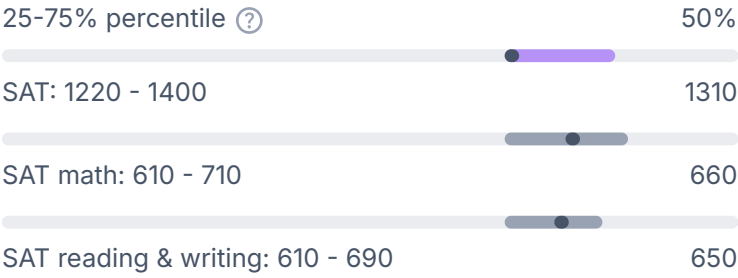


SAT superscore	ACT superscore	Your score choice ?	Self report scores
No	No	Yes	No

SAT/ACT policy

SAT

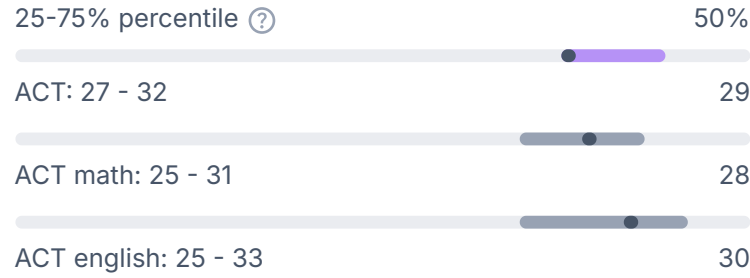
33% submit



Optional

ACT

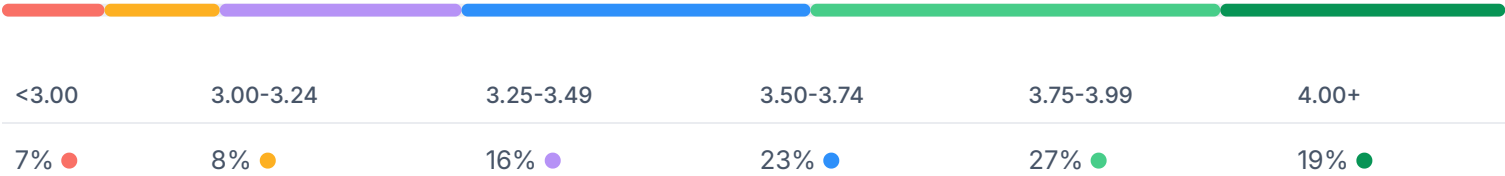
6% submit



? Test scores may skew higher as mostly applicants with high test scores decide to submit.

HS GPA of enrolled freshman 3.67

GPA enrolled range



	GPA score range	% submitted	% did not submit	% all enrolled
●	4.00+	31%	11%	19%
●	3.75-3.99	31%	25%	27%
●	3.50-3.74	20%	25%	23%
●	3.25-3.49	11%	19%	16%
●	3.00-3.24	5%	9%	8%
●	<3.00	2%	10%	7%

Selection

Academic	Very important	Important	Considered	Not considered
● Rigor of HS record		●		
● Academic GPA	●			
● Test scores			●	
● Class rank				●
● Application essay				●
● Recommendations				●
<i>Non-academic</i>				
● Interview				●
● Demonstrated interest				●
● Legacy status			●	
● Extracurricular activities				●
● Talent/ability			●	
● Character/personal qualities				●
● First generation				●
● Geographical residence			●	
● State residency			●	
● Religious affiliation/commitment				●
● Volunteer work				●
● Work experience				●

Experience

[Data Science](#) [?](#)

[Jewish Med%](#) [?](#)

[West Coast Data Science](#) [?](#)

[🏀 Basketball](#)

[BIG10](#) [?](#)

[Data Science](#) [?](#)

[🏈 Football](#)

[In Person50-80%](#) [?](#)

[Jewish Hi%](#) [?](#)

[Jewish Med%](#) [?](#)

[🏫 NCAA DI-FBS athletics](#)

[Rolling Admit](#) [?](#)

[Top Honors College](#) [?](#)

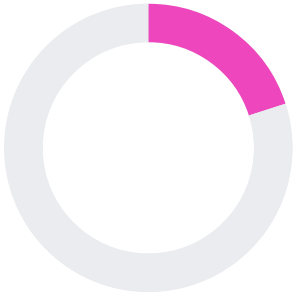
[Undergrad Business Program](#) [?](#)

Greek life

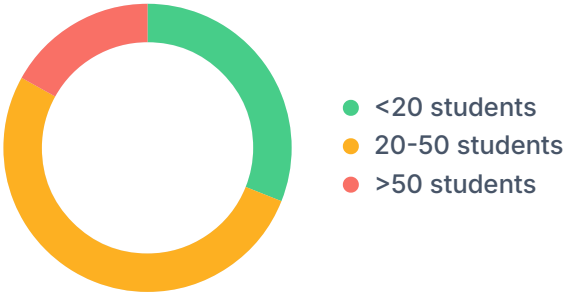
Class size



17% join fraternities



20% join sororities



undergrads in a regular class

Student-to-faculty ratio

15:1

Student-to-instructor ratio

12:1

💡 Full-time instructor ratio excludes research and public service faculty.



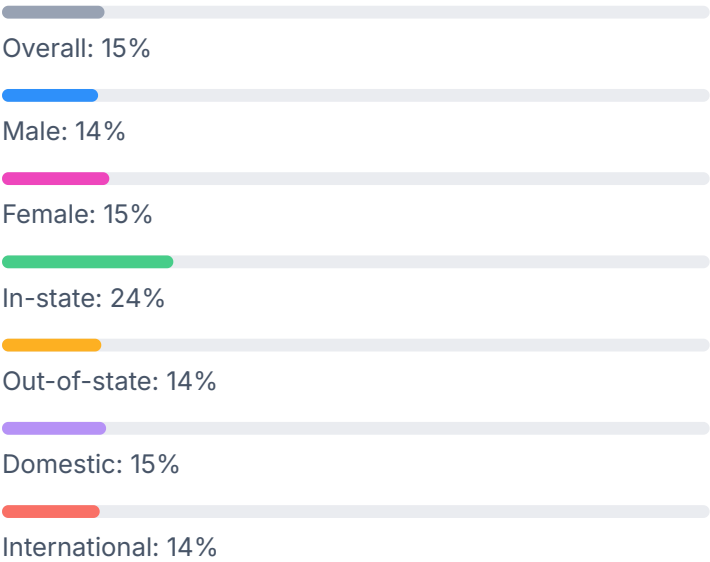
Summary

4-year, private university with 98% of freshman living on campus. Large student body with 8,165 undergrads in a city, large setting.

Admissions

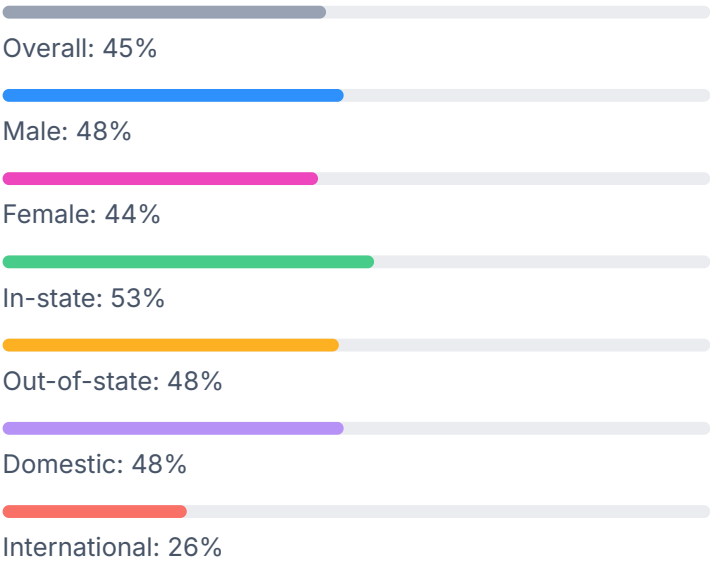
Acceptance rate

% of applicants accepted

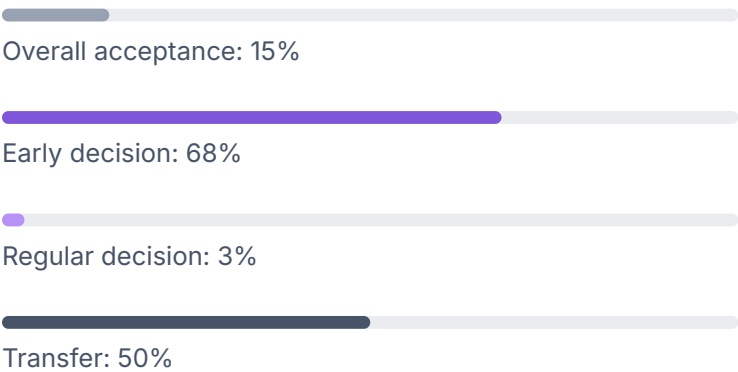


Yield rate

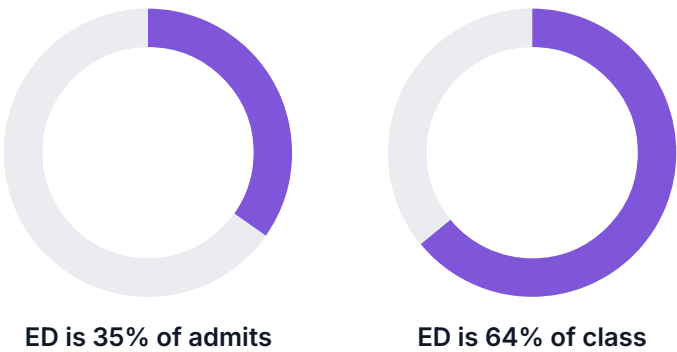
% accepted that attend



Admit rates by plan



Early admit mix

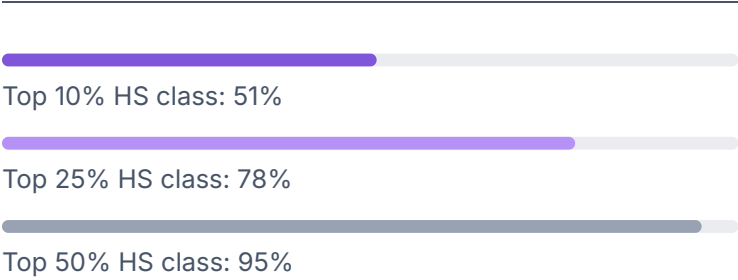


● Waitlist offered: 1.98% of students placed on the waitlist were admitted.

Early admit detail

	% acceptance rate		Early to regular ?	% admits
	Early	Regular	Ratio	Of class
ED 2026	68%	8%	8.6x	68%
EA 2027	17%	3%	5.7x	
EA 2028	17%	3%	6.7x	37%
ED 2028	68%	3%	26.8x	64%

HS class rank

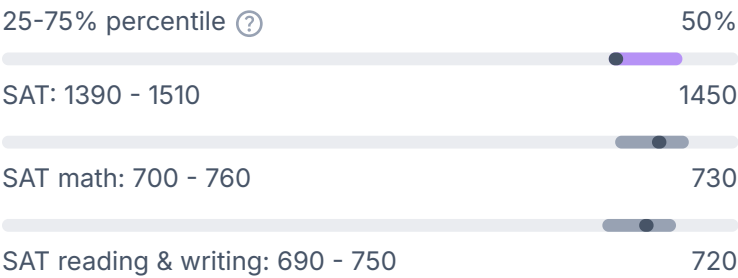


SAT superscore	ACT superscore	Your score choice ?	Self report scores
Yes	Yes	Yes	Yes

SAT/ACT policy

SAT

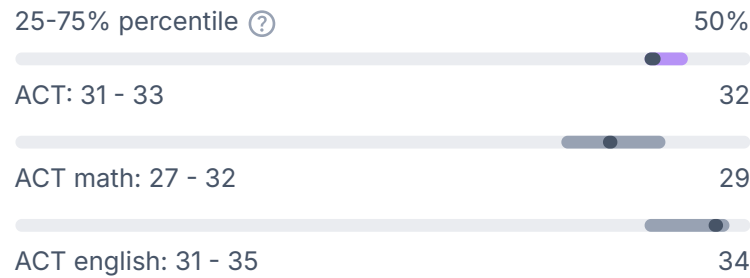
14% submit



Optional

ACT

31% submit

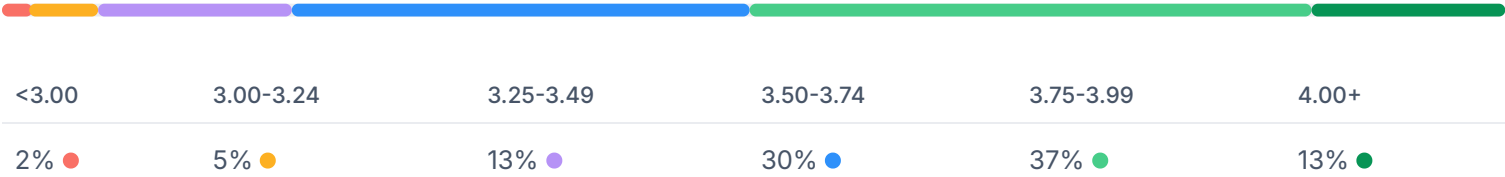


🔊 Test scores may skew higher as mostly applicants with high test scores decide to submit.

HS GPA of enrolled freshman

3.7

GPA enrolled range



	GPA score range	% submitted	% did not submit	% all enrolled
	4.00+	8%	5%	13%
	3.75-3.99	17%	20%	37%
	3.50-3.74	11%	19%	30%
	3.25-3.49	6%	7%	13%
	3.00-3.24	2%	2%	5%
	<3.00	56%	46%	2%

Selection

Academic	Very important	Important	Considered	Not considered
Rigor of HS record				
Academic GPA				
Test scores				
Class rank				
Application essay				
Recommendations				
Non-academic				
Interview				
Demonstrated interest				
Legacy status				
Extracurricular activities				
Talent/ability				

Academic	Very important	Important	Considered	Not considered
● Character/personal qualities		●		
● First generation		●		
● Geographical residence			●	
● State residency			●	
● Religious affiliation/commitment				●
● Volunteer work		●		
● Work experience			●	

● Interview detail: Admissions: No

● Recommendations detail: # of teacher rec required: 0 | Is counselor rec required? Yes | School report? Yes [Explain](#).

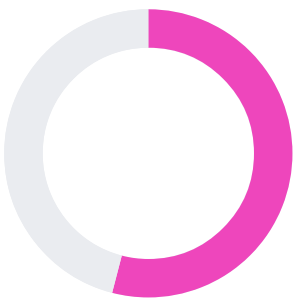
Experience

- >80% Graduate On Time ?
- Hi Instructor Ratio ?
- Top50 EDratios ?
- Auto Admit ?
- Basketball
- CSS Profile ?
- Football
- Grad OnTime>80% ?
- GreekLife Frat ?
- GreekLife Sor ?
- Hi Instructor Ratio ?
- In Person50-80% ?
- Jewish Hi% ?
- NCAA DI-FBS athletics
- Need Met>90% ?
- No Fee ?
- Top50 EDclass% ?
- Top50 EDratios ?
- Undergrad Business Program ?

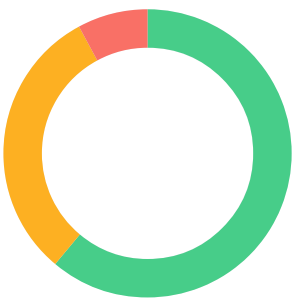
Greek life



32% join fraternities



54% join sororities



undergrads in a regular class

- <20 students
- 20-50 students
- >50 students

Student-to-faculty ratio

8:1

Student-to-instructor ratio

9:1

Full-time instructor ratio excludes research and public service faculty.



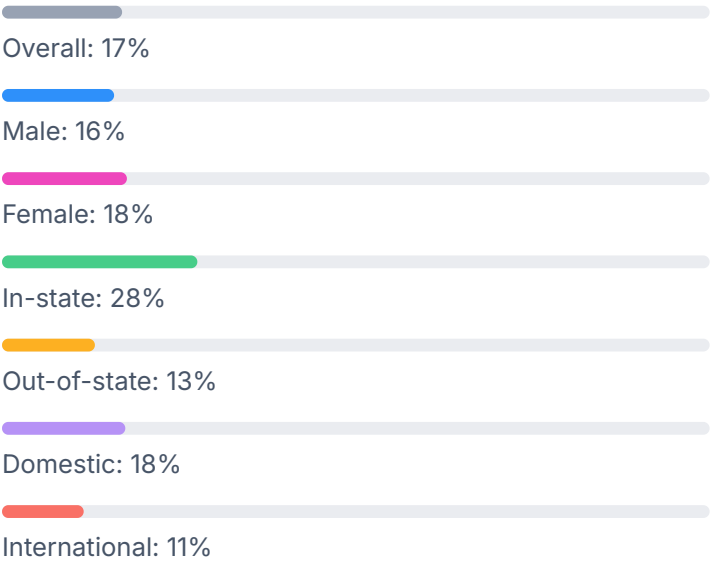
Summary

4-year, public university with 100% of freshman living on campus. Extra large student body with 17,444 undergrads in a suburb, midsize setting.

Admissions

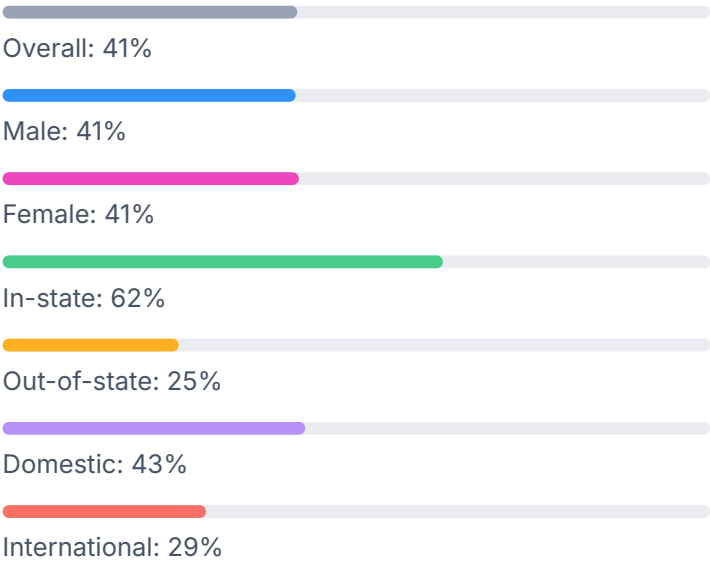
Acceptance rate

% of applicants accepted

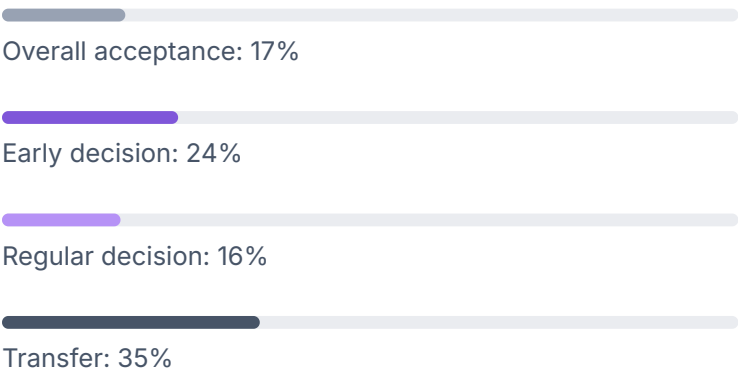


Yield rate

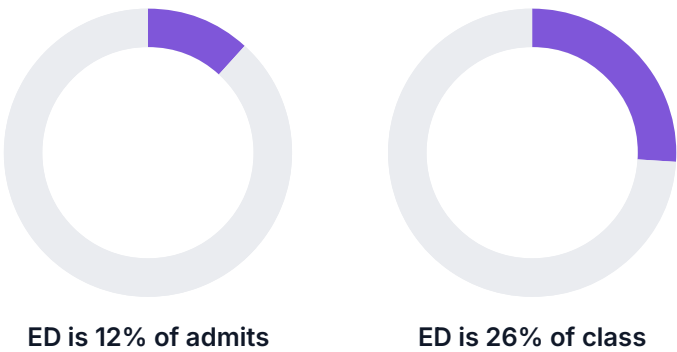
% accepted that attend



Admit rates by plan



Early admit mix

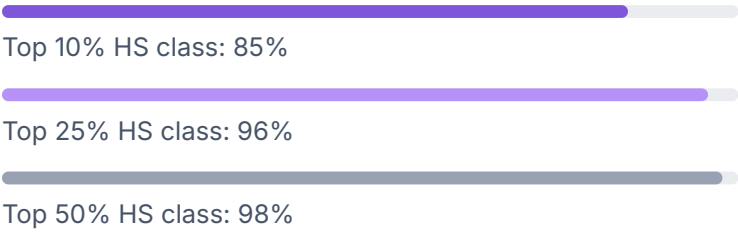


● Waitlist offered: 6.25% of students placed on the waitlist were admitted.

Early admit detail

	% acceptance rate		Early to regular ?	% admits
	Early	Regular	Ratio	Of class
ED 2027	25%	16%	1.6x	28%
EA 2028	16%	16%	1.0x	49%
EA1 In-state 2028	28%	16%	1.8x	
EA2 Out-of-state 2028	13%	16%	0.8x	
ED 2028	24%	16%	1.5x	26%
ED1 In-state 2028	30%	16%	1.9x	
ED2 Out-of-state 2028	19%	16%	1.2x	

HS class rank




SAT superscore	ACT superscore	Your score choice ?	Self report scores
Yes	Yes	Yes	Yes

SAT/ACT policy

SAT


50% submit

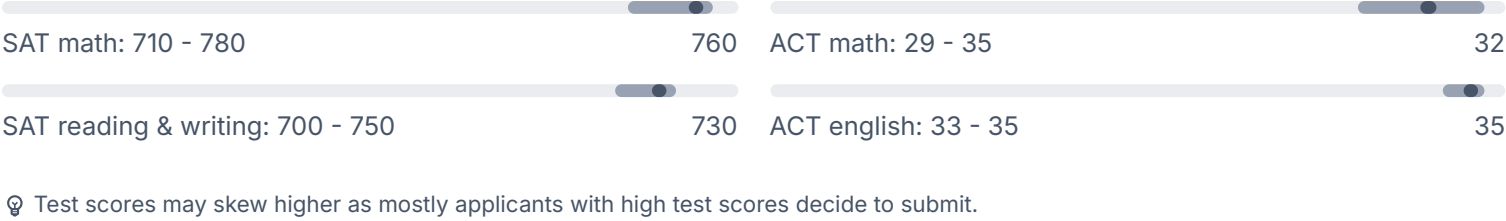


Optional

ACT

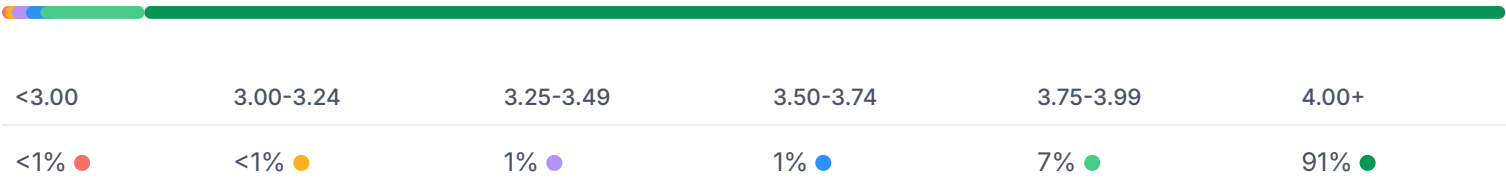
16% submit





HS GPA of enrolled freshman3.83

GPA enrolled range



Selection

Academic	Very important	Important	Considered	Not considered
● Rigor of HS record	●			
● Academic GPA	●			
● Test scores			●	
● Class rank	●			
● Application essay		●		
● Recommendations		●		
Non-academic				
● Interview				●
● Demonstrated interest				●
● Legacy status			●	
● Extracurricular activities		●		
● Talent/ability		●		
● Character/personal qualities	●			
● First generation			●	
● Geographical residence			●	
● State residency	●			

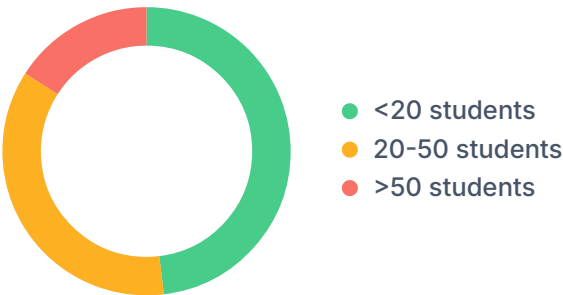
Academic	Very important	Important	Considered	Not considered
● Religious affiliation/commitment				●
● Volunteer work			●	
● Work experience			●	

Experience

- >80% Graduate On Time ?
- Data Science ?
- Int'l Relations ?
- Jewish Med% ?
- Top Honors College West Coast ?
- West Coast Data Science ?
- ACC ?
- Basketball
- CSS Profile ?
- Data Science ?
- Environmental Sci ?
- Football
- Grad OnTime>80% ?
- IDOC Service ?
- In Person>80% ?
- Income Free Tuition ?
- Int'l Relations ?
- Jewish Med% ?
- NCAA DI-FBS athletics
- Need Fully Met ?
- Need Met>90% ?
- QuestBridge ?
- Top Honors College ?
- Top100 Ranking ?
- Undergrad Business Program ?
- Undergrad Nursing Program ?
- Wall Street ?

Greek life

Class size



undergrads in a regular class

Student-to-faculty ratio15:1

Student-to-instructor ratio11:1

💡 Full-time instructor ratio excludes research and public service faculty.



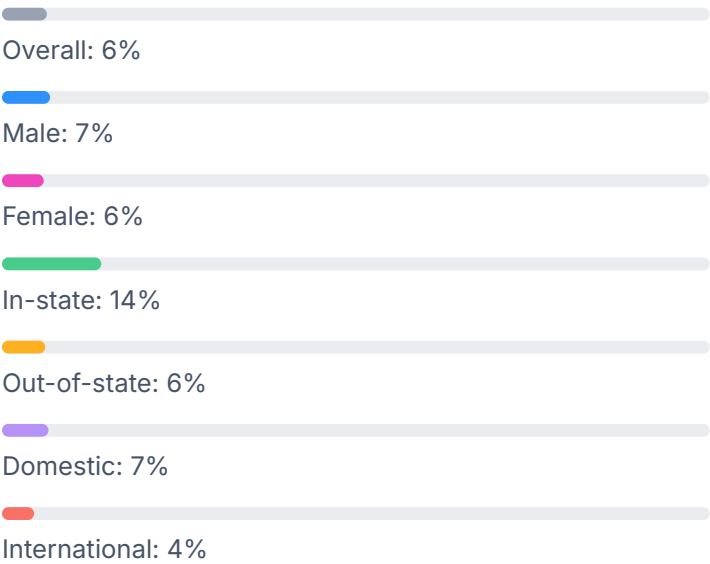
Summary

4-year, private university with 100% of freshman living on campus. Large student body with 7,151 undergrads in a city, large setting.

Admissions

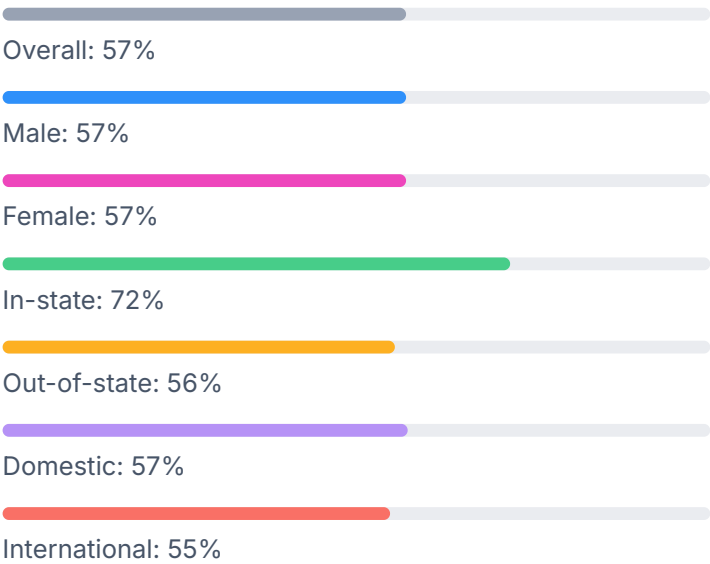
Acceptance rate

% of applicants accepted

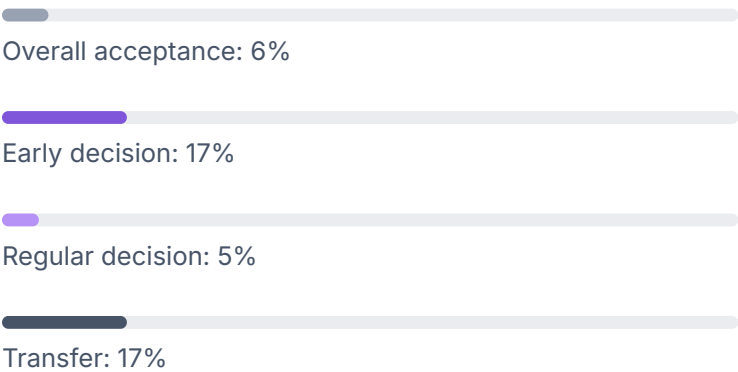


Yield rate

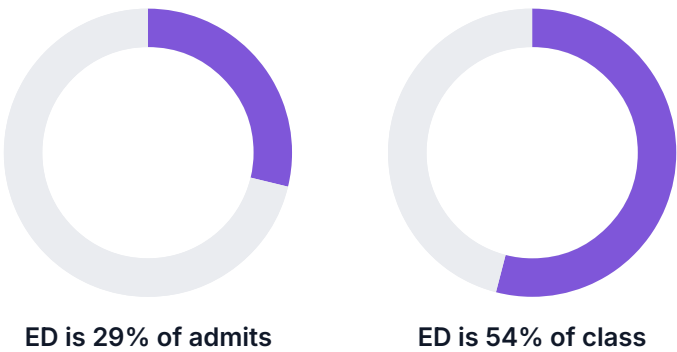
% accepted that attend



Admit rates by plan



Early admit mix

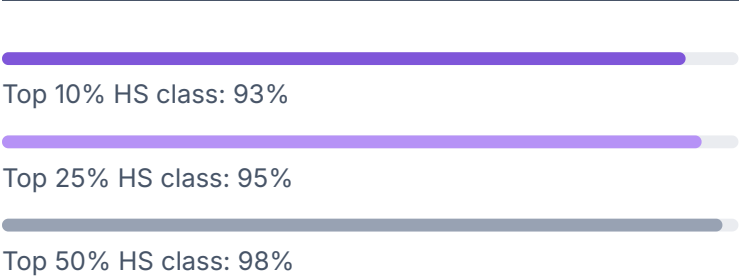


● Waitlist offered.

Early admit detail

	% acceptance rate		Early to regular ?	% admits
	Early	Regular	Ratio	Of class
ED 2026	18%	5%	3.3x	55%
ED 2027	16%	4%	3.8x	55%
ED 2028	17%	5%	3.5x	54%
ED1 2028	24%	5%	4.9x	
ED2 2028	10%	5%	2.0x	

HS class rank

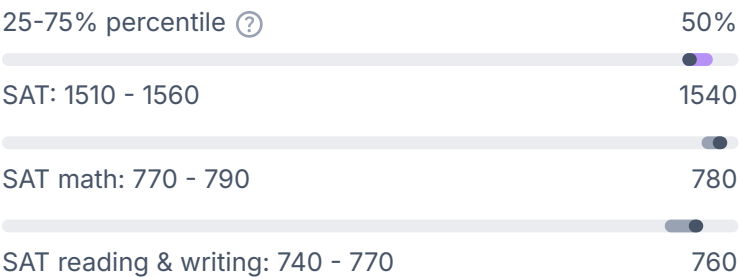


SAT superscore	ACT superscore	Your score choice ?	Self report scores
Yes	Yes	Yes	Yes

SAT/ACT policy

SAT

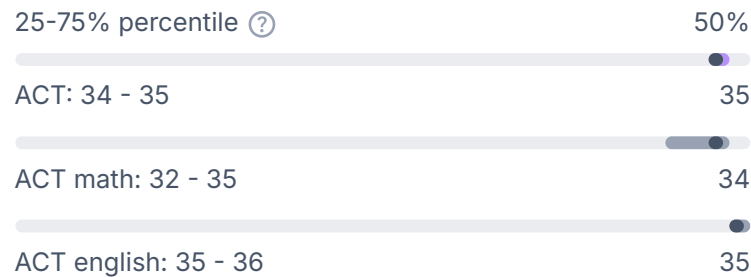
25% submit



Optional

ACT

26% submit



Test scores may skew higher as mostly applicants with high test scores decide to submit.

HS GPA of enrolled freshman

3.9

GPA enrolled range



<3.00	3.00-3.24	3.25-3.49	3.50-3.74	3.75-3.99	4.00+
<1% 	<1% 	2% 	6% 	52% 	38%

	GPA score range	% submitted	% did not submit	% all enrolled
	4.00+	41%	34%	38%
	3.75-3.99	52%	53%	52%
	3.50-3.74	5%	8%	6%
	3.25-3.49	1%	3%	2%
	3.00-3.24	0%	2%	1%
	<3.00	0%	2%	1%

Selection

Academic	Very important	Important	Considered	Not considered
 Rigor of HS record				
 Academic GPA				
 Test scores				
 Class rank				
 Application essay				
 Recommendations				
Non-academic				
 Interview				
 Demonstrated interest				
 Legacy status				
 Extracurricular activities				
 Talent/ability				

Academic	Very important	Important	Considered	Not considered
● Character/personal qualities	●			
● First generation			●	
● Geographical residence			●	
● State residency			●	
● Religious affiliation/commitment				●
● Volunteer work			●	
● Work experience			●	

- Interview detail: Admissions: No | Alumni: Yes | Note: Optional, evaluative, in-person/virtual
- Recommendations detail: # of teacher rec required: 2 | Is counselor rec required? Yes | School report? No [Explain](#).

Experience

>80% Graduate On Time ?

Top50 EDratios ?

West Coast GreekLife Sorority ?

🏀 Basketball

Bio Chemistry ?

CSS Profile ?

🏈 Football

Grad OnTime>80% ?

GreekLife Frat ?

GreekLife Sor ?

In Person>80% ?

Income Free Tuition ?

Jewish Hi% ?

🏟️ NCAA DI-FBS athletics

Need Fully Met ?

Need Met>90% ?

QuestBridge ?

SEC ?

Top100 Ranking ?

Top100 Review ?

Top50 EDclass% ?

Top50 EDratios ?

Undergrad Nursing Program ?

Wall Street ?

Greek life

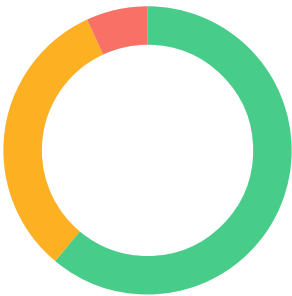
Class size



20% join fraternities



27% join sororities



undergrads in a regular class

- <20 students
- 20-50 students
- >50 students

Student-to-faculty ratio

7:1

Student-to-instructor ratio

10:1

💡 Full-time instructor ratio excludes research and public service faculty.

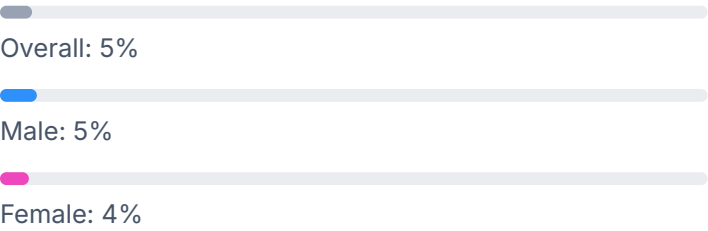
Summary

4-year, private university with 100% of freshman living on campus. Large student body with 6,645 undergrads in a city, midsize setting.

Admissions

Acceptance rate

% of applicants accepted

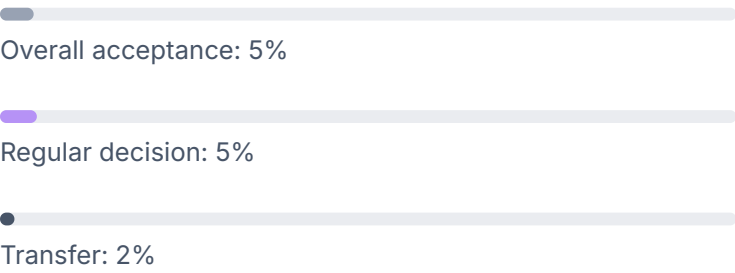


Yield rate

% accepted that attend



Admit rates by plan



Early admit mix

Waitlist offered: 0.0% of students placed on the waitlist were admitted.

Early admit detail

	% acceptance rate		Early to regular ?	% admits
	Early	Regular	Ratio	Of class
SCEA 2026	10%	5%	2.2x	47%

	% acceptance rate		Early to regular ?	% admits
	Early	Regular	Ratio	Of class
SCEA 2027	10%	3%	3.0x	

SCEA 2028	9%	3%	3.1x	
-----------	----	----	------	--

HS class rank

Top 10% HS class: 96%

Top 25% HS class: 99%

Top 50% HS class: 100%

SAT superscore	ACT superscore	Your score choice ?	Self report scores
Yes	Yes	Yes	Yes

SAT/ACT policy

SAT

56% submit

25-75% percentile ?

50%

SAT: 1500 - 1580

1540

SAT math: 760 - 800

780

SAT reading & writing: 740 - 780

760

Required

ACT

26% submit

25-75% percentile ?

50%

ACT: 33 - 35

34

ACT math: 31 - 35

34

ACT english: 34 - 36

35

? Test scores may skew higher as mostly applicants with high test scores decide to submit.

HS GPA of enrolled freshman 3.95

Selection				
Academic	Very important	Important	Considered	Not considered
<div><div></div>Rigor of HS record</div>	<div><div></div></div>			

Academic	Very important	Important	Considered	Not considered
● Academic GPA	●			
● Test scores			●	
● Class rank	●			
● Application essay	●			
● Recommendations	●			
Non-academic				
● Interview			●	
● Demonstrated interest				●
● Legacy status			●	
● Extracurricular activities	●			
● Talent/ability	●			
● Character/personal qualities	●			
● First generation			●	
● Geographical residence			●	
● State residency			●	
● Religious affiliation/commitment				●
● Volunteer work			●	
● Work experience			●	

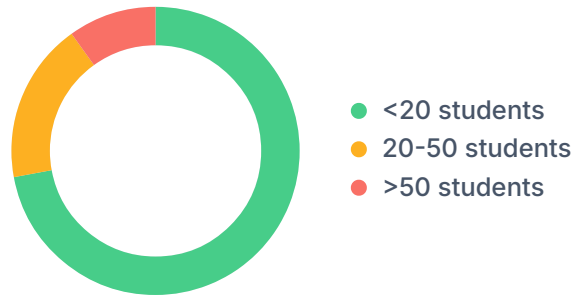
● Interview detail: Admissions: No | Alumni: Yes | Note: Optional, evaluative

Experience

- >80% Graduate On Time ? Applied Math West Coast ? Hi Instructor Ratio ? Int'I Relations ?
- Top50 EDratios ? Applied Math ? Basketball Bio Chemistry ? CSS Profile ? Football
- Grad OnTime>80% ? Hi Faculty Ratio ? Hi Instructor Ratio ? IDOC Service ? In Person>80% ?
- Income Free Tuition ? Int'I Relations ? IVY ? Jewish Hi% ? NCAA DI-FCS athletics
- Need Met>90% ? QuestBridge ? Top100 Ranking ? Top100 Review ? Top50 EDclass% ?
- Top50 EDratios ? Undergrad Nursing Program ? Undergrad Research Projects ?
- Undergrad Study Abroad ? Wall Street ?

Greek life

Class size



undergrads in a regular class

Student-to-faculty ratio 6:1

Student-to-instructor ratio 5:1

💡 Full-time instructor ratio excludes research and public service faculty.